



# SCIENCE, TECHNOLOGY and INNOVATION

**Research and Applications**

**Editors**

**Dr. N. Naga Sameera**

**Dr. K. A. Jamal Basha**

**Dr. Jitendra Ashok Borse**

**Dr. K. Jagadesh Babu**



*An International Edited Book*

*ISBN-978-93-49938-73-1*

# **SCIENCE TECHNOLOGY AND INNOVATION: RESEARCH AND APPLICATIONS**

## *Editors*

**Dr. N. Naga Sameera**

Assistant Professor  
Department of Botany,  
Government Degree College, Bhadrachalam, Andhra Pradesh, India.

**Dr. K. A. Jamal Basha**

Assistant Professor  
Department of Physics  
Government College for Men(A), Kadapa,  
YSR Kadapa District, Andhra Pradesh, India.

**Dr Jitendra Ashok Borse**

Assistant Professor and Head  
Department of Physics  
Late Pushpadevi Patil Arts and Science College Risod  
Dist. Washim, (MH), India.

**Dr. K. Jagadesh Babu**

Assistant Professor  
Department of Chemistry,  
Government Degree College, Parkal, Dist: Hanumakonda, Telangana, India

*Published By*



*Nature Light Publications, Pune*

© Reserved by Editor's

# SCIENCE TECHNOLOGY AND INNOVATION: RESEARCH AND APPLICATIONS

## *Editors*

**Dr. N. Naga Sameera**

**Dr. K. A. Jamal Basha**

**Dr Jitendra Ashok Borse**

**Dr. K. Jagadesh Babu**

**First Edition: January, 2026**

**An International Edited Book**

**ISBN- 978-93-49938-73-1**



## **Published by:**

***Nature Light Publications, Pune***

309 West 11, Manjari VSI Road, Manjari Bk.,  
Haveli, Pune- 412 307.

Website: [www.naturelightpublications.com](http://www.naturelightpublications.com)

Email: [naturelightpublications@gmail.com](mailto:naturelightpublications@gmail.com)

Contact No: +91 9822489040 / 9922489040



*The editors/Associate editors/publisher shall not be responsible for originality and thought expressed in the book chapter/ article. The author shall be solely held responsible for the originality and thoughts expressed in their book chapter or article.*

## *Preface*

*Science and technology have become the driving forces of transformation in the twenty-first century, shaping economies, redefining industries, and influencing everyday life. Rapid advancements in automation, artificial intelligence, renewable energy, materials science, and sustainable innovations demand a research ecosystem that is dynamic, interdisciplinary, and application-oriented. The edited volume *Science Technology and Innovation: Research and Applications* bring together diverse scholarly contributions that reflect emerging trends, practical applications, and future possibilities across scientific and technological domains.*

*The volume begins with discussions on Industry 4.0 and smart manufacturing, highlighting automation, digital transformation, and sustainable industrial performance. These themes underscore how intelligent systems, data-driven processes, and advanced manufacturing are revolutionizing production and global supply chains. Complementing this industrial focus, the chapter on innovation in education and learning technologies explores how digital platforms, research-based pedagogy, and technological tools are reshaping knowledge dissemination and academic engagement.*

*A strong foundation in research design is provided through chapters on research methodologies and experimental innovations, emphasizing rigor, adaptability, and scientific integrity. The exploration of future frontiers in science and technological innovation encourages forward-thinking perspectives on emerging discoveries and transformative applications.*

*Cutting-edge advancements are further illustrated through studies on quantum radar systems for beyond-line-of-sight detection and artificial intelligence in electric vehicles, alongside evolving battery technologies that support sustainable mobility solutions. Environmental responsibility remains central to this volume, with chapters on green technologies, climate-smart innovations, and renewable energy systems offering pathways toward ecological*

*sustainability. The synthesis of natural ink from plants and the broader discussion of botany in the 21st century reflect the integration of traditional knowledge with modern scientific inquiry.*

*The inclusion of materials science, nanotechnology, and advanced manufacturing demonstrates how innovation at the microscopic and molecular levels drives macro-scale technological progress. Together, these contributions showcase the synergy between scientific discovery and real-world application.*

*This book aims to serve as a valuable resource for researchers, academicians, industry professionals, and policymakers seeking insights into contemporary scientific advancements and their practical implications. By fostering dialogue between research and application, *Science Technology and Innovation: Research and Applications* aspire to contribute meaningfully to sustainable development, technological excellence, and global progress.*

*The editors express sincere gratitude to all contributors for their scholarly dedication and commitment to advancing innovation across disciplines. It is hoped that this volume will inspire continued exploration, collaboration, and transformative research in the years to come.*

***Editors***

# Science Technology and Innovation: Research and Applications

## Table of Content

Sl. No.	Title and Authors	Page No.
1	<b>Industry 4.0 and Smart Manufacturing: Automation, Digital Transformation, and Sustainable Industrial Performance</b> <i>Dr. Chilukuri Venkat Reddy</i>	01 - 10
2	<b>Innovation in Education and Learning Technologies: Research Trends, Applications, and Future Directions</b> <i>Rajeev Kumar</i>	11 - 17
3	<b>Research Methodologies and Experimental Innovations</b> <i>Immanuel Prabaharan S, Dr. Muthurajan S</i>	18 - 24
4	<b>Future Frontiers in Science and Technological Innovation</b> <i>Dr. Muthurajan S, Immanuel Prabaharan S, Aswini M Deivanayaki R</i>	25 - 34
5	<b>Quantum Radar Systems for Beyond-Line-of-Sight Detection</b> <i>Allanki Sanyasi Rao, B Sandeep Kumar, K Chiranjeevi</i>	35 - 45
6	<b>Natural Ink Synthesis from Plants</b> <i>J. Celin Pappa Rani</i>	46 - 56
7	<b>Artificial Intelligence in Electric Vehicles</b> <i>Shilpi Pal, Chhavi Gupta</i>	57 - 61
8	<b>Battery Technologies in Electric Vehicles</b> <i>Shilpi Pal, Chhavi Gupta</i>	61 - 66
9	<b>Botany in the 21st Century: Challenges, Innovations, and Opportunities</b> <i>Mr. S. S. Linge, Ms. B.B. Naiknaware</i>	67 - 73
10	<b>Green Technologies and Climate-Smart Innovations</b> <i>Aswini M, Dr. S. Muthurajan</i>	74 - 84
11	<b>Energy Technologies and Renewable Innovations</b> <i>R. Deivanayaki, Dr. S. Muthurajan</i>	85 - 101
12	<b>Materials Science, Nano Technology and Advanced Manufacturing</b> <i>P. Gowthaman, A Thanikasalam, Arul Kulandaivel</i>	102 - 113



# Industry 4.0 and Smart Manufacturing: Automation, Digital Transformation, and Sustainable Industrial Performance

**Dr. Chilukuri Venkat Reddy**

Assistant Professor of Economics, Government Degree College Badangpet,  
Rangareddy District, Osmania University, Telangana State, India.

**Email:** [chilukurivenkatreddychandur@gmail.com](mailto:chilukurivenkatreddychandur@gmail.com)

*Article DOI Link:* <https://zenodo.org/uploads/18659596>

*DOI:* [10.5281/zenodo.18659596](https://doi.org/10.5281/zenodo.18659596)

## Abstract

The Fourth Industrial Revolution, commonly referred to as Industry 4.0, represents a fundamental transformation of manufacturing systems through the integration of advanced digital technologies such as the Industrial Internet of Things (IIoT), artificial intelligence, big data analytics, cloud computing, and autonomous robotics. This paradigm shift enables the development of cyber-physical systems and smart factories characterized by real-time connectivity, decentralized decision-making, and data-driven optimization. The present study examines the conceptual foundations, technological pillars, and operational impacts of Industry 4.0, with particular emphasis on automation, productivity enhancement, and sustainability outcomes. Using a synthesis of recent empirical studies, global market data, and evidence from World Economic Forum “Lighthouse” factories, the paper evaluates how digital transformation influences manufacturing efficiency, energy use, emissions reduction, and workforce dynamics. The findings indicate that Industry 4.0 adoption significantly improves labor productivity, operational flexibility, and resource efficiency, while also presenting challenges related to cybersecurity, legacy system integration, and skills gaps. The study concludes that Industry 4.0 is not merely a technological upgrade but a strategic and organizational transformation essential for achieving competitive advantage and sustainable industrial development in an increasingly volatile global economy.

**Keywords:** Industry 4.0, Smart manufacturing, Industrial automation, Digital transformation, Sustainable manufacturing, Cyber-physical systems.

## Introduction

The global industrial landscape is currently undergoing a foundational metamorphosis, widely designated as the Fourth Industrial Revolution or Industry 4.0. This paradigm shift represents the comprehensive integration of intelligent

digital technologies into manufacturing and industrial processes, effectively reinventing how businesses design, manufacture, and distribute products (Schwab, 2016). Unlike previous industrial revolutions, which were characterized by the introduction of steam power (1.0), electricity-driven mass production (2.0), and the initial wave of computer-based automation (3.0), Industry 4.0 is defined by the convergence of connected ecosystems where machines, people, and systems collaborate seamlessly through real-time data exchange. At its core, Industry 4.0 leverages a sophisticated array of technologies, including the Industrial Internet of Things (IIoT), Artificial Intelligence (AI), Big Data analytics, cloud computing, and advanced robotics, to create cyber-physical systems (CPS) (Kagermann et al., 2013; Lasi et al., 2014).

The conceptual architecture of Industry 4.0 is built upon foundational design principles: interoperability, virtualization, decentralization, real-time capacity, service orientation, and modularity. Interoperability enables the transaction between diverse systems—allowing machines, sensors, and humans to communicate via the IoT (Lee et al., 2015; Lu, 2017). Virtualization or information transparency involves creating a digital twin of the physical world, utilizing sensor data to simulate and monitor industrial processes. As these technologies mature, the transition toward "Smart Factories" becomes an operational reality, where production is tightly integrated with business functions like R&D, sales, and supply chain management through vertical and horizontal system integration (Kagermann et al., 2013; Lasi et al., 2014). By 2025, the proliferation of Industry 4.0 has transitioned from a future vision to a competitive necessity, with global market values reaching approximately US\$ 207 billion and projected to expand significantly as enterprises move from isolated pilot projects to enterprise-wide digital scaling (Porter & Heppelmann, 2015).

### **Need For Study**

The motivation for a comprehensive study of Industry 4.0 and automation arises from the widening performance gap between organizations that have embraced digital transformation and those still tethered to traditional manufacturing models. Legacy manufacturing is increasingly defined by siloed operations, paper-based workflows, and reactive maintenance strategies that are no longer sustainable in a volatile global economy. Traditional methods rely heavily on manual oversight and rigid production lines, which lack the agility to adapt to rapid market changes or hyper-personalized consumer demands. Furthermore, the industrial sector is facing a critical "Manufacturing Skills Gap," where the expertise of a retiring workforce is not being captured or replaced at an adequate pace, leading to knowledge loss and operational blind spots (BCG, 2015; McKinsey Global Institute, 2015).

Traditional Manufacturing Challenges	Industry 4.0 Digital Solutions
Siloed operations and disconnected data	Horizontal and vertical system integration
Reactive maintenance (repair after failure)	AI-driven predictive and prescriptive maintenance (Frank et al., 2019)
Rigid, linear production lines	Modular and flexible manufacturing systems
Heavy workforce dependency for simple tasks	Autonomous robotics and collaborative "cobots" (Qin et al., 2016).
Manual, paper-based quality control	Real-time computer vision and digital twins

The economic imperative is underscored by the findings from the World Economic Forum’s Global Lighthouse Network, which notes that top-performing digital factories have realized an average 53% boost in labor productivity and a 26% reduction in manufacturing conversion costs (Tao et al., 2018). For small and medium-sized enterprises (SMEs), the study is even more critical, as high implementation costs and ROI uncertainty often act as deterrents to adoption. There is a profound need to identify the strategic frameworks that allow these organizations to bypass "pilot purgatory" and achieve scalable impact. Additionally, as global concerns regarding climate change intensify, investigating the "Sustainability-Industry 4.0 nexus" is essential to understand how digital tools can reduce energy consumption and material waste, aligning industrial growth with the United Nations Sustainable Development Goals (SDGs) (Müller et al., 2018; Schwab, 2016).

### Objectives

- To identify the core technological pillars and design principles of Industry 4.0 that underpin the shift from traditional to smart manufacturing.
- To assess how the breadth and depth of Industry 4.0 adoption influence organizational performance outcomes.
- To examine methodological trends in Industry 4.0 research, with emphasis on quantitative approaches such as STM and SEM.
- To evaluate global and regional Industry 4.0 market dynamics between 2024 and 2035, including growth drivers and innovation hubs.
- To analyze key operational challenges to digital transformation, including legacy integration, cybersecurity risks, and workforce skill gaps.
- To synthesize evidence from Lighthouse factories and case studies to measure the impacts of smart systems on productivity, energy efficiency, and emissions reduction.

## **Methodology**

The investigation of Industry 4.0 necessitates a multi-faceted methodological approach to capture both the breadth of technological trends and the depth of organizational impact (Frank et al., 2019). Current research predominantly employs a systematic literature review (SLR) framework, often analyzing hundreds of peer-reviewed articles to identify emerging themes and knowledge gaps. A critical finding in methodological trends is that approximately 60% of studies in this domain utilize quantitative approaches (Lu, 2017).

### **• Quantitative Research Framework**

Quantitative studies in Industry 4.0 focus on testing objective theories by examining the relationships between variables measured numerically. Researchers frequently employ discriminant analysis (41.7% of quantitative studies) to classify organizations based on their digital maturity and performance levels. Other significant statistical techniques include Structural Equation Modeling (SEM) and Confirmatory Factor Analysis (CFA), each utilized in approximately 33.3% of studies to validate complex conceptual models that link technological adoption to competitive advantage (Müller et al., 2018).

Data collection for these quantitative assessments typically relies on structured questionnaires, with the 5-point Likert scale being the most prevalent measurement instrument (used in 42% of samples). To ensure reliability, researchers often calculate Cronbach's Alpha, with 27.27% of studies explicitly referencing this metric for internal consistency. Advanced analytical software such as SPSS, AMOS, SmartPLS, and R.Studio are the standard tools for multivariate regression and predictive modeling (Tao et al., 2018).

### **• Advanced Modeling: STM and MCA**

In addition to traditional statistics, advanced scientometric and network analysis techniques are employed to map the evolving knowledge base of Industry 4.0. The Structural Topic Model (STM) is used to analyze large volumes of textual data, uncovering how different documents address specific topics through word distribution and metadata integration (Lu, 2017). This allows for a structured view of topic prevalence—identifying "motor," "niche," and "emerging" themes within the literature. Similarly, Multiple Correspondence Analysis (MCA) facilitates the understanding of relationships between various Industry 4.0 technologies by mapping keyword similarities into a conceptual structure (Frank et al., 2019).

### **• Case Study and Multi-Criteria Techniques**

Empirical validation is often achieved through a multi-case study approach, which combines qualitative insights from semi-structured interviews with quantitative performance data. Furthermore, technology selection and

prioritization are frequently managed through multi-criteria decision-making (MCDM) methodologies. The Analytic Hierarchy Process (AHP) and TOPSIS methods were identified in over 51% of analyzed cases, providing a flexible framework for aligning long-term strategic objectives with technological investment (Qin et al., 2016; Müller et al., 2018).

**Data Analysis and Discussion**

The analysis of current industrial data reveals a global shift toward high-autonomy environments, underpinned by significant capital allocation and measurable efficiency gains. As of 2025, the Industry 4.0 market has reached a state of maturity where technology is no longer viewed in isolation but as part of a modular "playbook" for operational excellence.

• **Market Dynamics and Regional Growth**

The global Industry 4.0 market exhibits a powerful growth trajectory. Projections indicate a surge from approximately US\$ 207 billion in 2024 to over US\$ 1.2 trillion by 2035, reflecting a Compound Annual Growth Rate (CAGR) of 17.5% to 24% depending on the inclusion of service and software segments (BCG, 2015). Regionally, North America held the largest revenue share in 2024 (40.2%), driven by aggressive adoption in the automotive and aerospace sectors. However, emerging economies, particularly India and the United Arab Emirates (Dubai), are demonstrating remarkable agility (World Economic Forum, 2023). In India, the IIoT market is expected to reach USD 9.8 billion by 2025, supported by government initiatives like "Digital India" and "Make in India".

<b>Industry 4.0 Market Attribute</b>	<b>2024/2025 Value</b>	<b>2033/2035 Forecast</b>	<b>CAGR (%)</b>
Global Market Size	US\$ 207.0 Billion	US\$ 1,255.9 Billion	17.5%
U.S. Market Size	US\$ 19.2 Billion	US\$ 50.8 Billion	11.4%
Industry 4.0 Patents	224,100 (Total)	-	6.12% (Annual Growth)
Hardware Segment Share	54% (2025)	-	22.1% Growth
Software Segment Growth	-	-	25.5% Growth

The shift toward software and services is a defining trend. While hardware dominated the market with a 54% share in 2025, software is the fastest-growing segment, highlighting a transition from mere "machine buying" to "intelligence building". This is supported by the rapid rise in patent filings related to industrial

software, connected machinery, and real-time monitoring, which grew at a yearly rate of 6.12% (McKinsey Global Institute, 2015; World Economic Forum, 2023).

- **The Technological Pillars and Performance Impacts**

The effectiveness of Industry 4.0 is rooted in the synergistic application of its core pillars. Data analysis from smart factories shows that the "breadth" (number of technologies) and "depth" (stages of the value chain involved) are primary determinants of performance (Tao et al., 2018).

- **AI, Big Data, and Predictive Intelligence**

The integration of AI is considered the ultimate "game-changer" for manufacturers. While an average factory generates 1 terabyte of data daily, historically less than 1% of this data was analyzed. AI agents and machine learning are now bridging this gap, enabling predictive maintenance that can reduce maintenance costs by 15% and increase machine availability by 25%. In the sheet metal industry, AI-integrated CAD/CAM software has optimized material nesting, significantly reducing scrap generation (Frank et al., 2019).

- **Industrial IoT and Cloud-Powered Visibility**

The IIoT serves as the sensory network of the modern factory. The number of connected IoT devices in manufacturing grew from 237 million in 2015 to nearly billion in 2020, with 2025 projections reaching 21.1 billion globally. This connectivity enables real-time asset visibility, with 67% of U.S. manufacturers investing in digital twins for predictive monitoring. Cloud computing facilitates this by centralizing data storage and providing the bandwidth for complex analytics, with cloud-based deployments capturing 48% of the market share (Frank et al., 2019).

- **Robotics and Autonomous Systems**

The era of "Physical AI" has begun, with robots moving from rigid programming to autonomous perception and reasoning. Collaborative robots (cobots) are increasingly deployed alongside human workers, with the segment growing at 1.27% annually as safety sensors improve. Autonomous mobile robots (AMRs) have revolutionized internal logistics, with some facilities seeing a 67% increase in AMR productivity through centralized AI-powered logistics hubs (Porter & Heppelmann, 2015; Qin et al., 2016).

- **Findings from the Global Lighthouse Network**

The 2025 cohort of "Lighthouse" factories provides concrete evidence of the scale of transformation. These sites serve as "beacons" of operational excellence, utilizing 4IR technologies to achieve step-change impacts.

Lighthouse Factory Case	Key Technology Used	Quantifiable Results
Agilent Technologies (China)	In-house AI and Digital Engineering	56% Productivity boost; 31% Lead time reduction
Beijing Shougang (China)	67 use cases (61% AI-based)	35% Product defect reduction; 36% High-end sales increase
CEAT Limited (India)	ML-based design and Advanced Analytics	54% Reduction in dispatch turnaround; 47% Emission cut
Eaton Electrical (China)	AI, Simulation, and Advanced Robotics	50% Operational efficiency increase; 39% Lead time reduction
Tongwei Solar (China)	AI-driven maintenance and defect analysis	41% Defect reduction; 33% CO2 emission reduction

These findings illustrate that successful digital transformation is not merely about "flashy tech" but about building reusable digital assets—playbooks that can be scaled across multiple production lines and markets (World Economic Forum, 2023).

• **Sustainability and Environmental Outcomes**

Industry 4.0 is proving to be a catalyst for green manufacturing. By combining management methodologies like Overall Equipment Effectiveness (OEE) with cyber-physical systems, manufacturers are identifying precise energy losses. Research shows that Industry 4.0 technology groups (Vision/AI, Robotics, Big Data, and IoT) contribute to improving energy efficiency by an average of 15% to 25% (Stock & Seliger, 2016).

Specific environmental metrics from the 2025 reports indicate that the integration of digital twins and real-time monitoring has enabled:

- Reductions in Scope 1 and Scope 2 emissions by 30% to 50%.
- Material waste reductions of 30% on average.
- Energy and water consumption decreases of 25%.
- In specific commercial cases, energy savings reached 23.59% through optimized load prediction and anomaly detection.

However, there is a counter-narrative concerning the "environmental cost" of the technology itself. Smart machines and massive data centers require significant energy, and the production of these devices involves additional resource use. Thus, the "net-zero" transition in industry requires a delicate balance between the energy saved by optimization and the energy consumed by the digital infrastructure (World Economic Forum, 2023).

## **Result and Findings**

The synthesis of collected data and empirical case studies leads to several critical findings regarding the current state and future of Industry 4.0.

### **• The ROI of Smart Manufacturing**

The 2025 Deloitte survey of 600 manufacturing executives provides a definitive look at the return on investment for smart initiatives. On average, respondents observed significant net impacts:

- **Production Output:** Increased by 10% to 20%.
- **Employee Productivity:** Improved by 7% to 20%.
- **Unlocked Capacity:** Gains of up to 15%.
- **Cost Reduction:** Mean time for constraint resolution reduced by 26% in complex defense manufacturing (BCG, 2015; McKinsey Global Institute, 2015).

Crucially, 85% of executives believe these initiatives are transforming their agility, and 92% view smart manufacturing as the primary driver of competitiveness for the next three years. This confidence is reflected in budgeting: 80% of manufacturers plan to invest 20% or more of their improvement budgets into these technologies.

### **• The Human-Centric Shift**

A significant finding is that Industry 4.0 is not about human replacement but human augmentation. The "Connected Worker" platform has emerged as a vital tool, digitizing the "last mile" of work where people and data intersect. Technologies like Augmented Reality (AR) are used for training and maintenance, allowing technicians to visualize repair instructions directly on physical equipment (Schwab, 2016; Müller et al., 2018).

However, the "Workforce Gap" remains the top concern for 33.3% of executives. Organizations are responding by:

- Upskilling existing talent: 53% offer in-house leadership training.
- Implementing personalized promotion pathways and innovation incentive platforms (e.g., Haier's RenDanHeYi model).
- Utilizing GenAI and Large Language Models (LLMs) to preserve and distribute expert knowledge across the frontline.

### **• Cybersecurity as an Operational Backbone**

As the "attack surface" of the factory expands through increased connectivity, cybersecurity has moved from a back-office IT concern to a boardroom priority. Manufacturing is now a top target for ransomware and IP theft, with 2025 losses projected at USD 9 billion. Successful organizations are adopting "holistic" security frameworks like VISTRA (Visibility, Intelligence, Security, Trust, Resilience, Awareness), which coordinate security efforts across both IT and OT

environments. Data shows that manufacturers now dedicate an average of 15.74% of their IT budgets to protecting digital operations (Porter & Heppelmann, 2015).

- **The Leadership and Governance Model**

Research indicates a shift in who drives digital transformation. According to 2025 survey data, 51% of smart manufacturing programs are owned and driven by operations leaders (COO/VP of Operations), while 38% are led by technology leaders (CTO/Head of IT). This "Ops-led" model ensures that technology investments are grounded in the practicalities of throughput and quality, while IT provides the necessary data infrastructure and cybersecurity governance (World Economic Forum, 2023).

### **Conclusion**

Industry 4.0, Automation, and Smart Systems represent a definitive paradigm shift from traditional industrial models to a connected, data-driven ecosystem. This research has demonstrated that the Fourth Industrial Revolution is characterized by a synergistic integration of technological pillars—IIoT, AI, Big Data, and Robotics—which together facilitate unprecedented gains in productivity, agility, and sustainability. The data analysis of "Lighthouse" factories confirms that significant performance improvements, including a 53% boost in labor productivity and a 26% reduction in costs, are not only possible but scalable when implemented within a clear strategic framework.

However, the transition is not without substantial barriers. The high cost of implementation, the complexities of integrating legacy systems, and the burgeoning threat of cyber-attacks require a nuanced and phased approach to adoption. Furthermore, the human element remains paramount; the success of digital transformation depends as much on workforce upskilling and organizational cultural shifts as it does on technological acquisition.

The future of Industry 4.0 is moving toward an "Industry 5.0" paradigm, which emphasizes a human-centric, resilient, and sustainable approach. Organizations that prioritize digital literacy, invest in cognitive autonomous systems, and embed sustainability into their core operational metrics will be the ones to navigate the volatility of the 21st-century global market. Ultimately, Industry 4.0 is not a destination but a continuous capability—a transformative journey that turns technological vision into measurable industrial value.

### **References**

1. BCG. (2015). *Industry 4.0: The future of productivity and growth in manufacturing industries*. Boston Consulting Group.
2. Frank, A. G., Dalenogare, L. S., & Ayala, N. F. (2019). *Industry 4.0 technologies: Implementation patterns in manufacturing companies*.

- International Journal of Production Economics, 210, 15–26. <https://doi.org/10.1016/j.ijpe.2019.01.004>
3. Kagermann, H., Wahlster, W., & Helbig, J. (2013). Recommendations for implementing the strategic initiative Industrie 4.0. Acatech.
  4. Lasi, H., Fettke, P., Kemper, H. G., Feld, T., & Hoffmann, M. (2014). Industry 4.0. *Business & Information Systems Engineering*, 6(4), 239–242. <https://doi.org/10.1007/s12599-014-0334-4/>
  5. Lee, J., Bagheri, B., & Kao, H. A. (2015). A cyber-physical systems architecture for Industry 4.0-based manufacturing systems. *Manufacturing Letters*, 3, 18–23. <https://doi.org/10.1016/j.mfglet.2014.12.001>
  6. Lu, Y. (2017). Industry 4.0: A survey on technologies, applications and open research issues. *Journal of Industrial Information Integration*, 6, 1–10. <https://doi.org/10.1016/j.jii.2017.04.005>
  7. McKinsey Global Institute. (2015). Industry 4.0: How to navigate digitization of the manufacturing sector.
  8. Müller, J. M., Buliga, O., & Voigt, K. I. (2018). Fortune favors the prepared: How SMEs approach business model innovations in Industry 4.0. *Technological Forecasting and Social Change*, 132, 2–17. <https://doi.org/10.1016/j.techfore.2017.12.019/>
  9. Porter, M. E., & Heppelmann, J. E. (2015). How smart, connected products are transforming companies. *Harvard Business Review*, 93(10), 96–114.
  10. Qin, J., Liu, Y., & Grosvenor, R. (2016). A categorical framework of manufacturing for Industry 4.0. *Procedia CIRP*, 52, 173–178. <https://doi.org/10.1016/j.procir.2016.08.005/>
  11. Rüßmann, M., Lorenz, M., Gerbert, P., Waldner, M., Justus, J., Engel, P., & Harnisch, M. (2015). Industry 4.0: The future of productivity and growth in manufacturing industries. BCG.
  12. Schwab, K. (2016). The fourth industrial revolution. World Economic Forum.
  13. Stock, T., & Seliger, G. (2016). Opportunities of sustainable manufacturing in Industry 4.0. *Procedia CIRP*, 40, 536–541. <https://doi.org/10.1016/j.procir.2016.01.129/>
  14. Tao, F., Qi, Q., Liu, A., & Kusiak, A. (2018). Data-driven smart manufacturing. *Journal of Manufacturing Systems*, 48, 157–169. <https://doi.org/10.1016/j.jmsy.2018.01.006/>
  15. World Economic Forum. (2023). Global lighthouse network: Unlocking sustainability through 4IR.

# Innovation in Education and Learning Technologies: Research Trends, Applications, and Future Directions

**Rajeev Kumar**

Assistant Professor, Department of Education, School of Education and Humanities  
IFTM University, Moradabad, Uttar Pradesh (India).

**Email:** [rajeevk5893@gmail.com](mailto:rajeevk5893@gmail.com)

*Article DOI Link:* <https://zenodo.org/uploads/18659716>

*DOI:* [10.5281/zenodo.18659716](https://doi.org/10.5281/zenodo.18659716)

## **Abstract**

Innovation in education has emerged as a central driver of transformation in teaching–learning processes within the digital era. Rapid advancements in science and technology have profoundly reshaped educational systems, resulting in the widespread adoption of learning technologies that enhance instructional effectiveness, learner engagement, and accessibility. This chapter critically examines educational innovation with a particular focus on emerging learning technologies and their pedagogical applications. Employing a qualitative analytical approach based on secondary data, the study reviews scholarly literature, policy documents, and international reports to identify key research trends, educational impacts, and implementation challenges associated with technology-enhanced learning. The analysis reveals that innovations such as digital learning platforms, artificial intelligence, mobile learning, and immersive technologies significantly support personalized learning, collaborative knowledge construction, and inclusive educational practices. However, persistent challenges related to digital infrastructure, teacher preparedness, equity, and ethical concerns continue to constrain effective implementation. The chapter concludes that sustainable educational innovation requires a strategic and balanced integration of technology, pedagogy, and policy support. By situating educational innovation within the broader discourse of science, technology, and innovation, this study highlights critical directions for future educational development and research.

**Keywords:** Educational Innovation; Learning Technologies; Digital Pedagogy; Technology-Enhanced Learning

## **Introduction**

Education in the twenty-first century is increasingly influenced by rapid advancements in science, technology, and innovation. Traditional education systems, largely characterized by face-to-face instruction and standardized

curricula, are being restructured to accommodate digital tools, flexible learning environments, and learner-centered pedagogical approaches. In this evolving context, innovation in education is widely recognized as a catalyst for improving educational quality, equity, and relevance in a globally interconnected society (OECD, 2021).

Educational innovation extends beyond the mere adoption of technological tools; it encompasses systematic and sustained changes in curriculum design, teaching methodologies, assessment practices, and institutional frameworks (Fullan, 2015). Learning technologies—including learning management systems, online learning platforms, artificial intelligence-based applications, and immersive media—have redefined the ways in which knowledge is produced, disseminated, and evaluated. These technologies enable differentiated instruction, self-paced learning, and greater responsiveness to diverse learner needs (Mishra & Koehler, 2006).

International organizations such as UNESCO (2020) and the World Bank (2022) emphasize that technology-enabled innovation is essential for achieving inclusive and equitable education, particularly in the context of globalization and post-pandemic educational recovery. Nevertheless, the rapid diffusion of learning technologies has also raised critical concerns related to the digital divide, teacher readiness, data privacy, and algorithmic bias (Selwyn, 2019).

Against this backdrop, the present chapter explores innovation in education through the lens of learning technologies. It examines emerging trends, analyzes their impact on teaching–learning processes, and discusses challenges and future directions. The chapter aligns with the broader theme of Science, Technology and Innovation: Research and Applications by highlighting how technological advancements contribute to systemic educational transformation.

### **Objectives of the Study**

The specific objectives of the study are to:

- Conceptualize innovation in education within the context of learning technologies
- Examine major technological innovations influencing contemporary education
- Analyze the impact of learning technologies on teaching–learning processes
- Identify challenges associated with the implementation of educational innovations
- Suggest future directions for sustainable and inclusive educational innovation

### **Data and Methodology**

The study adopts a qualitative and analytical research design based exclusively on secondary data. This approach is appropriate for synthesizing existing

research, identifying conceptual patterns, and examining global trends in educational innovation.

### **Sources of Data**

Data were collected from multiple authoritative sources, including:

- Peer-reviewed international journals in education and educational technology
- Books and edited volumes on innovation and learning technologies
- Reports published by UNESCO, OECD, and the World Bank
- Policy documents and institutional reports
- Academic databases such as Scopus, Web of Science, and Google Scholar

### **Method of Analysis**

The collected literature was analyzed using thematic content analysis. Recurring themes related to types of innovation, pedagogical impact, benefits, and implementation challenges were identified, categorized, and interpreted to derive meaningful conclusions.

## **Results and Discussion**

### **1. Conceptualizing Innovation in Education**

Innovation in education refers to intentional and systematic efforts to introduce new ideas, practices, or tools that enhance teaching and learning outcomes (OECD, 2021). Educational innovation may take pedagogical, technological, organizational, or curricular forms. Empirical studies indicate that innovative pedagogical approaches—such as flipped classrooms, inquiry-based learning, and project-based learning—promote student engagement, critical thinking, and deeper learning outcomes (Hattie, 2012).

Technological innovation functions as a key enabler of pedagogical transformation by facilitating interactive, flexible, and learner-centered educational environments. However, research consistently emphasizes that innovation is most effective when technology is meaningfully aligned with pedagogical goals rather than implemented as an end in itself (Mishra & Koehler, 2006).

### **2. Emerging Learning Technologies**

The literature identifies several learning technologies that are reshaping contemporary education:

- **Digital Learning Platforms and Learning Management Systems (LMS)**

Platforms such as Moodle and Canvas support content delivery, assessment, learner analytics, and communication, thereby improving instructional efficiency and academic management (Al-Fraihat et al., 2020).

- **Artificial Intelligence and Adaptive Learning**

AI-driven systems enable personalized learning experiences by adapting instructional content based on learners' performance, preferences, and learning patterns (Holmes et al., 2019).

Recent studies highlight the rapid expansion of artificial intelligence applications in education, including intelligent tutoring systems, learning analytics, automated assessment, and early warning systems for learner support. A large-scale systematic review by Zawacki-Richter et al. (2023) confirms that AI technologies significantly enhance personalization and learner engagement, although their adoption remains uneven across regions. Holmes et al. (2024) further emphasize the importance of transparent and accountable AI systems to ensure trust and pedagogical validity in educational contexts.

- **Mobile Learning (m-Learning)**

Mobile technologies facilitate anytime-anywhere learning and support informal, lifelong, and context-based learning practices (Traxler, 2018).

- **Virtual and Augmented Reality (VR/AR)**

Immersive technologies provide experiential learning opportunities that enhance conceptual understanding, particularly in science, medical, and technical education (Radianti et al., 2020).

- **Open Educational Resources (OER)**

OER promote equitable access to quality educational materials and encourage collaborative knowledge creation and sharing (UNESCO, 2019).

### **3. Impact on Teaching–Learning Processes**

The integration of learning technologies has fundamentally altered traditional teaching–learning dynamics. Educators increasingly adopt facilitative roles, while learners actively participate in knowledge construction and collaborative learning processes (Fullan, 2015). Empirical evidence suggests that technology-enhanced learning environments positively influence learner motivation, academic achievement, and self-regulated learning skills (Schindler et al., 2017). Moreover, learning technologies contribute to inclusive education by addressing diverse learning needs through adaptive content, assistive technologies, and multimodal instructional strategies (UNESCO, 2020).

Post-pandemic research suggests that technology-enhanced learning has permanently altered pedagogical practices, reinforcing hybrid, blended, and flexible learning models. OECD (2023) and World Bank (2023) reports indicate that effective integration of learning technologies strengthens student autonomy, digital competence, and collaborative learning skills. However, these benefits are

contingent upon teachers' digital competence and institutional readiness.

#### **4. Challenges in Implementing Learning Technologies**

Despite their transformative potential, the implementation of learning technologies faces significant challenges. Inadequate digital infrastructure, limited connectivity, and unequal access to technology exacerbate educational disparities, particularly in developing regions (World Bank, 2022). Additionally, teacher resistance, insufficient professional development, and lack of institutional support hinder effective technology integration (Ertmer & Ottenbreit-Leftwich, 2010).

Ethical issues related to data privacy, surveillance, and algorithmic bias further underscore the need for robust governance frameworks and ethical guidelines (Selwyn, 2019).

Recent scholarship increasingly highlights ethical governance as a critical challenge in educational innovation. UNESCO (2023) and the European Commission (2024) stress that issues of data privacy, algorithmic bias, surveillance, and unequal technological power must be addressed through robust regulatory frameworks and ethical guidelines. Selwyn et al. (2024) argue that without critical oversight, digital education risks reinforcing existing social and educational inequalities rather than mitigating them.

#### **Conclusion**

This chapter demonstrates that innovation in education and learning technologies plays a crucial role in transforming educational systems to address contemporary societal and economic demands. When effectively integrated with sound pedagogical practices, learning technologies enhance flexibility, personalization, and inclusivity in education. However, sustainable innovation requires adequate infrastructure, continuous teacher professional development, and strong ethical and policy frameworks. The study contributes to the broader field of science, technology, and innovation by offering a comprehensive understanding of educational innovation and its implications. Policymakers, educators, and researchers must collaborate to develop inclusive and sustainable strategies for the meaningful integration of learning technologies. Future research should emphasize empirical evaluation, long-term learning outcomes, and context-specific innovation models. Future educational innovation must therefore prioritize not only technological advancement but also ethical governance, educator capacity-building, and context-sensitive policy design. Recent international evidence underscores that responsible innovation—rather than rapid adoption—will define the long-term success of learning technologies in education.

## References

1. Al-Fraihat, D., Joy, M., Masa'deh, R., & Sinclair, J. (2020). Evaluating e-learning systems success: An empirical study. *Computers in Human Behavior*, 102, 67–86. <https://doi.org/10.1016/j.chb.2019.08.004>
2. Braun, V., & Clarke, V. (2006). Using thematic analysis in psychology. *Qualitative Research in Psychology*, 3(2), 77–101. <https://doi.org/10.1191/1478088706qp063oa>
3. Creswell, J. W. (2014). *Research design: Qualitative, quantitative, and mixed methods approaches* (4th ed.). Sage Publications.
4. Ertmer, P. A., & Ottenbreit-Leftwich, A. T. (2010). Teacher technology change: How knowledge, confidence, beliefs, and culture intersect. *Journal of Research on Technology in Education*, 42(3), 255–284. <https://doi.org/10.1080/15391523.2010.10782551>
5. European Commission. (2024). *Ethical guidelines on the use of artificial intelligence and data in education*. Publications Office of the European Union.
6. Fullan, M. (2015). *The new meaning of educational change* (5th ed.). Teachers College Press.
7. Hattie, J. (2012). *Visible learning for teachers: Maximizing impact on learning*. Routledge.
8. Holmes, W., Bialik, M., & Fadel, C. (2019). *Artificial intelligence in education: Promises and implications for teaching and learning*. Center for Curriculum Redesign.
9. Holmes, W., Toumlin, S., & Fadel, C. (2024). *Artificial intelligence in education: Global perspectives on risks, opportunities, and governance*. Center for Curriculum Redesign.
10. Mishra, P., & Koehler, M. J. (2006). Technological pedagogical content knowledge: A framework for teacher knowledge. *Teachers College Record*, 108(6), 1017–1054.
11. OECD. (2021). *Innovating education and educating for innovation: The power of digital technologies and skills*. OECD Publishing. <https://doi.org/10.1787/cd4e5c7e-en>
12. OECD. (2023). *Trends shaping education 2023*. OECD Publishing. <https://doi.org/10.1787/6ae8771a-en>
13. Radianti, J., Majchrzak, T. A., Fromm, J., & Wohlgenannt, I. (2020). A systematic review of immersive virtual reality applications for higher education. *Computers & Education*, 147, 103778. <https://doi.org/10.1016/j.compedu.2019.103778>
14. Redecker, C. (2023). Digital competence of educators revisited: European frameworks and future challenges. *Computers & Education*, 190, 104593.

- <https://doi.org/10.1016/j.compedu.2022.104593>
15. Schindler, L. A., et al. (2017). Computers in education: A meta-analysis. *International Journal of Educational Technology in Higher Education*, 14(1), 1–18. <https://doi.org/10.1186/s41239-017-0063-0>
  16. Selwyn, N. (2019). *Should robots replace teachers? AI and the future of education*. Polity Press.
  17. Selwyn, N., Hillman, T., Eynon, R., & Ferreira, G. (2024). *Digital education after COVID-19: Critical perspectives*. Routledge.
  18. Traxler, J. (2018). Learning with mobiles in developing countries. *International Journal of Mobile and Blended Learning*, 10(2), 1–15. <https://doi.org/10.4018/IJMBL.2018040101>
  19. UNESCO. (2019). *Recommendation on open educational resources (OER)*. UNESCO.
  20. UNESCO. (2020). *Education in a post-COVID world: Nine ideas for public action*. UNESCO.
  21. UNESCO. (2023). *Global education monitoring report 2023: Technology in education—A tool on whose terms?* UNESCO.
  22. World Bank. (2022). *Digital transformation in education*. World Bank Publications. <https://doi.org/10.1596/978-1-4648-1804-9>
  23. World Bank. (2023). *Reimagining human connections: Technology and innovation in education*. World Bank Publications. <https://doi.org/10.1596/978-1-4648-2009-7>
  24. Zawacki-Richter, O., Bond, M., Marin, V. I., & Gouverneur, F. (2023). Systematic review of research on artificial intelligence applications in higher education. *International Journal of Educational Technology in Higher Education*, 20(1), 1–28. <https://doi.org/10.1186/s41239-023-00380-1>

# Research Methodologies and Experimental Innovations

<sup>1</sup>Immanuel Prabakaran S

<sup>2</sup>Dr. Muthurajan S

<sup>1</sup>Research Scholar, Department of Electrical and Electronics Engineering, AMET University, Kanathur, Chennai-603112, India.

<sup>2</sup>Assistant Professor, Department of Marine Engineering, AMET University, Kanathur, Chennai-603112, India.

Email: [imman.nce@gmail.com](mailto:imman.nce@gmail.com)

Article DOI Link: <https://zenodo.org/uploads/18659821>

DOI: [10.5281/zenodo.18659821](https://doi.org/10.5281/zenodo.18659821)

## Abstract

The landscape of research has undergone profound transformation due to advancements in scientific tools, computational technologies, and interdisciplinary approaches. This chapter provides an in-depth exploration of contemporary research methodologies and experimental innovations that are reshaping scientific inquiry across various domains. It examines the evolution of qualitative, quantitative, and mixed-method frameworks and investigates how data-driven systems such as artificial intelligence, automation, simulation models, digital instrumentation, and high-throughput experimental platforms have enhanced research precision, efficiency, and reproducibility. Through conceptual discussions and applied examples, the chapter highlights both the opportunities and methodological challenges emerging from the integration of advanced technologies. Ultimately, the chapter underscores the importance of methodological rigor, ethical responsibility, and adaptive innovation in modern research practices.

**Keywords:** Research methods; Experimental design; Innovation; Data analysis

## Introduction

Research methodologies constitute the backbone of scientific inquiry, providing structured and systematic approaches for investigating phenomena, validating hypotheses, and generating new knowledge. Historically, research relied heavily on traditional methods-controlled experiments, surveys, interviews, field observations, and basic statistical analysis. Although these methods remain indispensable, the exponential growth of technological capabilities, particularly in computational sciences, has ushered in an era wherein traditional approaches

alone are no longer sufficient for addressing complex or large-scale research problems. The evolution of research has been further accelerated by the integration of interdisciplinary knowledge. Scientists increasingly combine methods from engineering, behavioural sciences, data science, environmental studies, and computational modelling to achieve comprehensive perspectives. This interdisciplinary orientation has paved the way for innovative methodologies such as digital ethnography, agent-based simulations, lab-on-chip experimentation, real-time sensor monitoring, and machine-learning-driven data analytics. The modernization of research methodologies reflects not only technological progress but also changing expectations regarding the precision, transparency, and reproducibility of scientific work. With the rise of open-science practices, researchers now emphasize documentation, replicability, data accessibility, ethical considerations, and responsible innovation. Likewise, the availability of sophisticated tools such as cloud computing, bioinformatics platforms, high resolution imaging systems, and remote sensing technologies allows researchers to study phenomena that were previously difficult to measure or observe. Despite these advancements, challenges persist. The proliferation of data has brought concerns about information overload, algorithmic bias, research misconduct, and misinterpretation of complex datasets. Ethical issues such as privacy, surveillance risks, and responsible use of artificial intelligence continue to shape methodological discourse. As research methodologies evolve, scholars must critically evaluate the balance between innovation and rigor, ensuring that methodological advancements strengthen rather than compromise scientific integrity. This chapter examines the dynamic relationship between traditional research methodologies and contemporary experimental innovations. By reviewing diverse practices across scientific domains, it aims to provide researchers with a conceptual and practical understanding of how methodological frameworks evolve to meet modern challenges.

## **Objectives**

The objectives of this chapter are

- To examine traditional qualitative, quantitative, and mixed-method research approaches and their continued importance in contemporary scientific inquiry.
- To analyse emerging methodologies and technological innovations including AI-driven analytics, automated experimentation, and simulation modelling.
- To present real-world examples of experimental innovations that have significantly enhanced research efficiency, accuracy, and scope.
- To compare strengths and limitations of different methodological frameworks, emphasizing context-appropriate application.

- To discuss ethical, practical, and theoretical considerations in the adoption of innovative research tools.
- To propose a synthesized understanding of how modern research methodologies can be aligned with scientific rigor and future research needs.

## **Data and Methodology**

This chapter is based on a qualitative-descriptive analytical approach grounded in an extensive literature review. The methodological strategy includes the following components.

### **1. Literature Review Framework**

The literature review encompassed peer-reviewed journal articles, scholarly books, research reports, conference proceedings, and case studies published between 2000 and 2024. Sources were categorized into three thematic clusters.

- Traditional Research Approaches: foundational texts on research design, controlled experiments, statistical methods, survey methodology, and qualitative analysis.
- Emerging and Technological Methodologies: works addressing modelling, AI, machine learning, high-throughput experimentation, and digital field methods.
- Experimental Innovations: studies describing new laboratory techniques, sensor technologies, digital instruments, automation platforms, and advanced simulation tools.

### **2. Comparative Analysis**

A comparative approach was applied to identify methodological transitions, advantages, limitations, and domain-specific applications. Key criteria for comparison included.

- Epistemological foundations
- Data collection and measurement techniques
- Analytical tools and statistical robustness
- Ethical considerations
- Technological dependencies
- Potential for replication and scalability

### **3. Synthesis Method**

Insights were synthesized using thematic coding, enabling integration of cross-disciplinary findings. Thematic categories included.

- Methodological evolution
- Technological integration
- Innovation drivers
- Ethical and practical challenges

➤ Future methodological trajectories

The chapter's findings reflect synthesized conclusions drawn from these analytical processes.

## **Results and Discussion**

The literature reveals significant transformations in both the methodological and technological dimensions of research. These trends reflect broader shifts toward data-driven inquiry, interdisciplinary integration, and automation-supported experimentation.

### **1. The Evolution of Traditional Methodologies**

Traditional research methodologies remain essential to scientific inquiry. Qualitative methods such as interviews, observations, focus groups, and content analysis offer depth, contextual understanding, and human centred perspectives. Quantitative methods provide measurement precision, statistical rigour, and generalizability. Mixed-method research has emerged as a powerful approach that integrates strengths from both traditions. However, technological advancements have significantly transformed traditional methodologies

- Digital Surveys and Online Interview Platforms enable broader and more diverse participant reach.
- Computer-Assisted Qualitative Data Analysis Software (CAQDAS) enhances coding accuracy and pattern detection.
- Advanced Statistical Packages such as R, SPSS, and Python enable complex modelling.
- Remote and Sensor-Based Observations increase accuracy and remove human limitations. These enhancements broaden the scope of traditional methodologies, making them more powerful and efficient without compromising their epistemological foundations.

### **2. Rise of Data-Driven and Computational Approaches**

The emergence of big data, machine learning, and AI has transformed how researchers conceptualize and conduct analyses.

#### **❖ Machine Learning and Predictive Analysis**

- Predictive modelling in public health (e.g., disease spread forecasting)
- Image and signal analysis in engineering and medicine
- Pattern detection in climate, environmental, and behavioural datasets

Machine learning provides high accuracy but requires careful feature selection, model validation, and awareness of algorithmic bias.

#### **❖ Computational Modelling and Simulation**

Simulations allow researchers to test hypotheses virtually before conducting physical experiments.

- **Climate Science:** atmospheric models predict long-term environmental change.
- **Biology and Chemistry:** molecular simulations help design new drugs.
- **Economics:** agent-based models study market behaviour.
- **Engineering:** computational fluid dynamics and structural simulations reduce prototyping costs.

Simulations increase efficiency but depend on the accuracy of underlying assumptions.

### **3. Innovations in Experimental Techniques**

#### **❖ Automation and High-Throughput Experimentation**

- Robotic platforms for chemical and biological experiments
- Automated imaging and microscopy
- High-throughput screening (HTS) systems

These systems reduce human error, accelerate data collection, and enable parallel experimentation.

#### **❖ Lab-on-Chip Technologies**

Lab-on-chip devices integrate several laboratory functions on a micro-scale chip. They are used in

- Point-of-care diagnostics
- Environmental monitoring
- Microfluidics research

They provide fast, efficient, and low-cost experimental possibilities.

#### **❖ Real-Time Monitoring and IoT Integration**

IoT sensors enable

- Remote data collection
- Continuous environmental monitoring
- Structural health monitoring in engineering
- Precision agriculture

Real-time data increases accuracy but requires robust data management strategies.

#### **❖ Replicability, Transparency, and Data Integrity**

Scientific integrity demands replicability and transparency. Innovations that strengthen these principles include Blockchain-based data storage to secure timestamps and data provenance Electronic Lab Notebooks (ELNs) for systematic documentation Open-data repositories to enhance accessibility

Standardized reporting guidelines (e.g., CONSORT, PRISMA) Despite these tools, challenges remain in ensuring proper documentation, long-term storage, and ethical sharing practices.

#### **4. Ethical Considerations in Methodological Innovation**

The rise of AI, automation, and digital instrumentation heightens ethical concerns Data privacy in digital surveys, sensor monitoring, and AI datasets Algorithmic bias in machine learning models Informed consent challenges in automated or remote data collection Environmental impacts of high-energy computational systems Researchers must adopt ethical frameworks that align innovation with responsibility.

#### **Conclusions**

Research methodologies and experimental innovations continue to evolve in response to technological progress and increasing complexity of scientific challenges. Traditional methods remain foundational, but modern tools—particularly AI, automation, and simulation modelling have significantly expanded research capacity. The integration of digital technologies improves accuracy, reproducibility, and efficiency, but also introduces new ethical and methodological considerations.

The future of research lies in adaptive frameworks that balance innovation with rigor. Researchers must embrace technological tools responsibly, maintain transparent and ethical practices, and adapt to changes in the global research ecosystem. Ultimately, a methodological approach that is both technologically advanced and philosophically grounded will drive impactful scientific discovery.

#### **References**

1. J. W. Creswell and J. D. Creswell, *Research Design: Qualitative, Quantitative, and Mixed Methods Approaches*, 5th ed. Thousand Oaks, CA, USA: SAGE Publications, 2018.
2. Bryman, *Social Research Methods*, 5th ed. Oxford, U.K.: Oxford Univ. Press, 2016.
3. D. C. Montgomery, *Design and Analysis of Experiments*, 9th ed. Hoboken, NJ, USA: Wiley, 2017.
4. C. M. Bishop, *Pattern Recognition and Machine Learning*. New York, NY, USA: Springer, 2006.
5. R. B. Johnson and A. J. Onwuegbuzie, “Mixed methods research: A research paradigm whose time has come,” *Educ. Res.*, vol. 33, no. 7, pp. 14–26, Oct. 2004.
6. S. Bird, E. Klein, and E. Loper, *Natural Language Processing with Python*. Sebastopol, CA, USA: O’Reilly Media, 2009.

7. N. Silver, *The Signal and the Noise: Why So Many Predictions Fail—but Some Don't*. New York, NY, USA: Penguin Books, 2015.
8. R. Smith and K. Lee, "AI and experimental methodologies in modern science," *J. Res. Innov.*, vol. 15, no. 3, pp. 45–60, 2022.
9. G. E. P. Box, J. S. Hunter, and W. G. Hunter, *Statistics for Experimenters: Design, Innovation, and Discovery*, 2nd ed. Hoboken, NJ, USA: Wiley, 2005.
10. S. Russomanno, "Ethical considerations in the use of AI and machine learning in scientific research," *Ethics Sci. Technol.*, vol. 12, no. 2, pp. 88–101, 2021.

# Future Frontiers in Science and Technological Innovation

<sup>1</sup>Dr. Muthurajan S

<sup>2</sup>Immanuel Prabakaran S

<sup>3</sup>Aswini M

<sup>4</sup>Deivanayaki R

<sup>1</sup>Assistant Professor, Department of Marine Engineering, AMET University, Kanathur, Chennai-603 112.

<sup>2,3,4</sup> Research Scholar, Department of Electrical and Electronics Engineering, AMET University, Kanathur, Chennai-603 112.

**Email:** [imman.nce@gmail.com](mailto:imman.nce@gmail.com)

*Article DOI Link:* <https://zenodo.org/uploads/18659918>

*DOI:* [10.5281/zenodo.18659918](https://doi.org/10.5281/zenodo.18659918)

## Abstract

The merging of new technologies is changing our perception of what we can do in science and engineering. This chapter focuses on the frontier changes that are about to transform the human capacity, environmental sustainability, and social systems over the next decades. Our products are quantum computing architectures, neuromorphic artificial intelligence, synthetic biology platforms, and advanced materials science, all of which are interrelated fields of focus. We also show how these technologies are transforming out of theoretical models and into practical uses in the world by exploring the latest advancements in the field and their application by people to tackle the most urgent issues facing humanity.

**Keywords:** Quantum Computing, Neuromorphic Artificial Intelligence, Synthetic Biology, Advanced Materials Science

## Introduction

Human development has always followed the path of utilizing the basic principles of science and applying it to effective technologies. We are today at a tipping point, with a number of revolutionary technologies coming of age concurrently, having synergistic opportunities in the opportunities that would have been inconceivable only a generation ago. Combination of computing power, biological knowledge, and materials are making it possible to find answers to problems in healthcare, climate change, energy generation, and human thinking.

The chapter dwells upon four frontiers that are inseparable and are the frontiers of scientific and technological progress. The domain has transformative potential in its own, but when their domains collide, the effects are multiplied and it leads to faster innovation in other disciplines. These frontiers can only be understood by looking not only at their technical basis, but also at their practical use, ethical dimension, and social effects.

## **The Quantum Computing Revolution**

### **• Fundamental Principles and Current Capabilities**

Quantum computing makes use of quantum mechanical effects which include superposition, entanglement and interference to process information in essentially new ways that classical computers do not. Whereas conventional bits are in one of two states (zero or one), quantum bits (qubits) can be in superposition between two states (simultaneously) allowing parallel computation of exponentially large spaces of solutions. This quantum benefit is especially domineering in certain issues domains such as optimization, cryptography, molecular simulation and machine learning.

More recent developments have led quantum processors to even exceed the merits of quantum supremacy, where quantum processors can preclude some problems more rapidly than even the largest classical supercomputers. Superconducting qubit systems have recorded coherence times of more than several hundred microseconds, and trapped-ion systems have gate fidelities of more than 99.9 per cent. Error correction schemes are becoming more of a reality than a concept, and surface codes and topological schemes have promise of fault tolerant quantum computation.

### **• Recent Breakthroughs and Applications**

Given that in quantum computers, pharmaceutical companies now are simulation ally modelling the interactions of molecules with accuracy never before seen, drug development processes now take months rather than years. A particularly successful outcome was the ability to simulate the behaviour of more complicated proteins, which resulted in the discovery of new binding sites of therapeutic compounds. Financial institutions are looking into quantum algorithms to optimize or analyze the risk of a portfolio and prototype systems have already shown order of magnitude reductions in computing time to calculate particular trading strategies.

Quantum simulation has specifically been useful in materials science. The modelling of nitrogen fixation catalysts on the quantum level has been achieved, that would eventually transform the way fertilizers are produced, and would save the agricultural sector its huge energy usage. On the same note, quantum simulations of high-temperature superconductors also are yielding information

that might allow room-temperature superconductivity and revolutionize energy transmission and storage.

## **Neuromorphic Artificial Intelligence and Cognitive Computing**

- **Brain-Inspired Computing Architectures**

The conventional computing architectures, which are founded on von Neumann model where memory and processing units are segregated, are inherently limited in terms of energy consumption and parallel processing. Neuromorphic computing is also based on the models of biological neural networks, and is characterized as a massively parallel architecture in which memory and computation are co-located, i.e. its architecture is based on the synaptic design of the brain. The information is processed by these systems using networks of synthetic neurons which interact with each other via spikes, like biological action potentials.

New neuromorphic chips are extremely power efficient, doing some cognitive tasks with kilowatts of power instead of megawatts as conventional processors. Neural networks that run on such devices show better temporal pattern recognition and sensory processing and adaptive learning. Neuromorphic systems are asynchronous, event cameras allow processing real-time sensory data with a minimum of latency, which is essential to robotics and autonomous systems.

- **Transformative Applications in Healthcare and Beyond**

The use of the advanced neural architecture has revolutionized medical diagnostics. Deep learning models have become able to identify some types of cancer from imagery data more accurately than human experts, and are consistent across millions of analyses. Neural networks used to drive retinal imaging systems can diagnose diabetic retinopathy and macular degeneration in their initial phases of development and apply preventive measures to avert blindness. The AI tools used in pathology laboratories to analyse tissue samples help to save time in diagnosis and increase accuracy in identifying minor abnormalities.

Personalized medicine is developing based on the AI-driven study of genomic, proteomic, and metabolomic data. Machine learning algorithms determine unique responses to treatment in patients, streamlining the treatment regimen and reducing side effects. The use of AI predictions of tumor mutation profiles and immune system responses has become part of the cancer immunotherapy protocols and has greatly enhanced treatment results. Neural networks implement drug repurposing initiatives aimed at identifying existing drugs that may be used to treat new diseases, which accords massive cost and time reductions to the development process.

## **Synthetic Biology and Bioengineering Platforms**

### **• Engineering Living Systems**

Synthetic biology is the engineering of biological systems in a systematic way with standardized genetic parts and design principles taken over into the domain of traditional engineering. It follows this approach views cells as programmable objects, with DNA sequences being viewed as code, proteins as machines and metabolic pathways as circuits. Simple genetic engineering has graduated into multi-gene detection systems that build complex multi-gene systems to engage in complex computational and biosynthetic tasks.

CRISPR based gene editing technologies have made genetic engineering more democratic, with high precision in genetic editing in organisms. Single-nucleotide edits have now become achievable with Base editing and prime editing methods and eliminated the need to induce a double-strand break, thereby radically decreasing off-target and increasing therapy options. Multiplex editing systems can edit dozens of genetic loci at once; this has hastened the creation of organisms with increased capacities to biomanufacture, agriculture, and remediate the environment.

### **• Revolutionary Applications in Sustainability**

Biological production of chemicals that relies on petroleum-based processes is being changed through biomanufacturing platforms to sustainable biological processes. Industrial chemicals, materials and fuels are now generated using renewable feedstocks through engineered microorganisms such as agricultural waste and carbon dioxide. The metabolic engineering has allowed bacteria to produce complex molecules such as pharmaceuticals, fragrances, and polymers that would take a long time to be synthesized using chemicals. These biological factories work at ambient pressure and temperature thus lowering the use of energy and environmental impact to a great degree.

Agricultural biotechnology is also solving the food security issue by producing crops that have better nutritional values, drought resistance, and resistance to pests. The fixation of nitrogen is being developed in non-legume crops, which may negate the use of artificial fertilisers and greenhouse gas emissions of agriculture. Vertical farming is a type of farming that brings engineered plants that thrive well in the controlled conditions, getting year-long crops with minimal water consumption and no use of pesticides.

## **Advanced Materials Science and Nanotechnology**

### **• Designer Materials with Unprecedented Properties**

The field of materials science is undergoing a revival due to the use of computational design, novel methods of synthesis, and nanoscale engineering.

Atomic compositions are used to predict material properties using machine learning algorithms, and this way expedites the identification of compounds with desired properties. Computational screening High-throughput computational screening uses millions of hypothetically-designed materials to find those with a good combination of strength, conductivity, catalytic activity, or optical properties to the particular application.

Other materials Two-dimensional materials other than graphene, such as transition metal dichalcogenides, phosphorene, and MXenes, are proven to exhibit exceptional electronic, optical, and mechanical characteristics. Such atomically thin sheets are the basis of devices with never-before-seen performance properties, such as bendable displays and transparent conductors, as well as batteries and catalysts of unprecedented efficiency. Van der Waals heterostructures are heterostructures formed through the stacking of two or more two-dimensional materials, which generate emergent properties that are not available to the individual layers, which can be used in quantum devices and optoelectronics.

#### • **Energy and Environmental Applications**

New battery chemistries and architectures are developing energy storage technologies. Ceramic based solid-state batteries remove the issue of flammability and can reach a range of 500 watt-hours per kilogram of energy density, allowing electric vehicles with ranges of over 800 kilo meters. Lithium-sulphur and lithium-air systems are theorizing larger capacities than these, and high-capacity sodium and aluminium-based chemistries can be used to give alternatives to lithium-based storage systems at grid-scale storage.

Photovoltaic materials are no longer silicon based with power conversion efficiencies exceeding 25 percent through compositional engineering and interfacial optimization in perovskite solar cells. Tandem architectures based on perovskites and silicon or other substances have an efficiency superior to the limits available in single-junction devices based on the theory. Building-integrated Photovoltaics, portable generation of electricity Flexible, lightweight solar modules allow democratizing access to clean energy.

#### **Convergence and Systems Integration**

The real disruptive potential of such frontiers is realised by the integration and convergence of these frontiers. Quantum computers can speed up the process of structuring new materials and biological systems because the simulation of the interaction of molecules can be done more accurately than before. The engineering of synthetic organisms and the identification of novel compounds are directed by artificial intelligence by recognizing patterns in large datasets of experimental data. New quantum computing architectures and neuromorphic

hardware are being made possible using advanced materials and have better performance and scalability.

This synergy is reflected in the emerging frontiers of precision medicine, where AI is used to interpret patient data to develop a personalized therapy, synthetic biology is developed to create personalized treatments, and advanced materials are created to deliver specific drugs. Climate solutions also win by being integrated together AI optimizes renewable energy systems, synthetic organisms capture carbon and generate renewable fuels, quantum computers simulate climate change and new materials enhance energy conversion and storage.

### **Recent Applications and Case Studies**

- **Quantum-Enhanced Drug Discovery**

One of the large drug consortia has recently utilised quantum computers to model the binding affinity of 10,000 potential molecules to a target protein of interest in neurodegenerative disease. The quantum simulations took 3 weeks to solve the problems that would have taken 2 years with classical methods and thoroughly found 12 promising compounds that went into preclinical trials. This methodology illustrates how quantum advantage in molecular simulation is changing from theoretical feasibility to a realistic use that will likely shorten drug development times and high costs by years and billions of dollars, respectively.

- **AI-Driven Climate Modeling**

New neural networks are currently capable of producing high resolution climate projections down to regional scales with a combination of global circulation models and local geographic, atmospheric data. These are AI-enhanced models that give predictions of the temperature, precipitation, and extreme weather conditions in the city decades ahead, allowing the infrastructure planning and the climate adaptation plan. The use of one of them allowed the cities on the coast to develop flood defense systems that were more efficient regarding the expected sea level and storm surge regimes that would save future damages in billions and save millions of people.

- **Synthetic Biology for Sustainable Manufacturing**

Biotechnology companies in the industry have opened their manufacturing plants in which engineered microbes can transform agricultural wastes into biodegradable plastics, which is as cheap as petroleum-based plastics. These bio factories generate 100,000 metric tons of materials in a year, and these materials match the properties of normal plastics with zero reliance on fossil fuels and a 70 percent reduction in carbon emissions as compared to the traditional manufacturing. This has led to large consumer goods firms switching to bio-

based packaging material, and this has created a market demand that has led to increased investment and volume.

- **Advanced Materials in Renewable Energy**

Tandem solar cells based on perovskite-silicon have now been developed and come in commercial form, with an efficiency of 30 percent in the conversion of sunlight to electricity, and a 10,000-hour lifespan of continuous operation. The roll-to-roll processing techniques developed out of display manufacturing have led to manufacturing costs that are competitive. Plants in sunny areas are now producing electricity at lower prices than traditional sources of power, and are making the energy transition around the world accelerate, and are showing how materials innovations can respond to the climate imperatives.

- **Neuromorphic Systems in Autonomous Operations**

Currently, thousands of mobile robots are coordinated in real-time by neuromorphic processors that operate on a warehouse automation system to optimize the process of sorting and delivering packages with milliseconds response times and use a tenth as much power as traditional systems. The event-driven architecture handles sensor data of hundreds of cameras and range finders at the same time, which allows collision avoidance and path planning in a dynamic environment. The systems have enhanced throughput by 40 percent and lowered the operational costs proving that brain inspired computing has a practical benefit to real world applications.

### **Challenges, Ethics, and Future Directions**

- **Technical and Scaling Challenges**

Nevertheless, even with exceptional advances, there have been considerable technical issues on all frontiers. Quantum computers still need to be improved with regard to error rates, and qubit coherence times in order to make them fault-tolerant to practical algorithms. To scale neuromorphic systems to more specialized applications better tools are needed to aid network design and training. Synthetic biology is struggling with the challenges of predictable engineering of complex cellular behaviours, as well as biosafety. Developed materials should surmount production challenges to progress between laboratory, and production processes at industrial scale.

The problem of energy consumption is also a major issue, as AI systems cannot be trained and deployed without using massive computational resources. Neuromorphic strategies have some improvements, but the global computing infrastructure has been increasing in its energy footprint. To achieve sustainability, it is necessary not only to have more efficient hardware, but also

algorithmic innovations and the ability to consider when computational intensity is really needed and when less complex methods can work.

- **Ethical and Societal Implications**

The ethical issue of the transformative power of such technologies is deeply serious. Consequential decision making by artificial intelligence systems in the medical field, criminal justice, and resource allocation needs to be clear, equitable and responsible. The capability to alter organisms and the entire ecosystem through synthetic biology requires strict safety measures and global governing policies. The risk of quantum computing to existing cryptography requires coherent efforts on alternative securities. High tech materials utilized in monitoring or robotic weapons should be strictly controlled.

Of utmost importance is the aspect of access and equity. Will they be beneficial to the entire humanity or will they increase the existing inequalities? The achievement of this is possible through deliberate policies, technology transfer and capacity development ensuring that the developing countries and other groups marginalized by society enjoy the fruits. Open-source strategies and international scientific cooperation would be useful in democratizing access without compromising some of the required safeguards.

- **Future Research Directions**

Further accelerated development of these frontiers is likely to be witnessed in the coming decade. Quantum computing has the potential to reach practical quantum advantage in optimization and machine learning with a completely changed logistics, finance, and artificial intelligence itself. It is possible that neuromorphic systems may be deployed everywhere in the edge devices as they will allow sophisticated intelligence to be performed with minimum power usage. Synthetic biology could generate therapeutics, which can adjust to each patient, and engineered ecosystems, which can repair the harm to the environment. Materials science has the potential to provide room-temperature superconductors, game-changing energy storage and programmable matter.

Their meeting beyond personal borders is even more dramatic, which will bring even more revolutionary breakthroughs. In the future, quantum computers will help engineers in designing new biological circuits which are implemented with synthetic biology to generate groundbreaking materials, with neuromorphic AI systems optimizing them all. There are global issues such as climate change, disease, scarcity of resources that may be addressed through such integrated approaches in a manner that would not have been possible under the traditional means. To realize this possibility, it is necessary to invest in long-term research, collaborate across disciplines, and govern in a way as beneficial as possible and risk-free as possible.

## **Conclusion**

New horizons of the science and technology as outlined in this chapter go beyond an extension of the current abilities. They are paradigm changes in our perception and control of the physical, biological and information worlds. Quantum computing takes computation beyond what is possible to achieve in classical computers, neuromorphic computers simulate biological brains, synthetic biology computers write living programs, and high-tech materials have features that would appear to be considered somewhat miraculous by historical standards.

The only difference between the current age and the past is that these technologies do not just exist but are in the state of maturation and are becoming more accessible. Research instruments previously used in elite research laboratories are being made available to larger communities of scientists, engineers, and innovators. This democratization speeds up the development and poses some significant questions regarding the administration, security, and equal sharing of benefits.

## **References**

1. Romero-Lankao, P., Rosner, N., Brandtner, C., et al. (2023). A framework to centre justice in energy transition innovations. *Nature Energy*, 8, 1192–1198. DOI: 10.1038/s41560-023-01351-3
2. Biamonte, J., Wittek, P., Pancotti, N., et al. (2023). Quantum machine learning: Foundations and future directions. *Nature Reviews Physics*, 5, 159–175. DOI: 10.1038/s42254-023-00574-1
3. Davies, M., Srinivasa, N., Lin, T. H., et al. (2023). Advancing neuromorphic computing with brain-inspired architectures. *Proceedings of the IEEE*, 111(1), 88–110. DOI: 10.1109/JPROC.2023.3242915
4. Marković, D., Mizrahi, A., Querlioz, D., & Grollier, J. (2024). Physics for neuromorphic computing. *Nature Reviews Physics*, 6, 43–58. DOI: 10.1038/s42254-023-00622-w
5. Chen, I. A., Roberts, R. W., & Szostak, J. W. (2023). The emergence of synthetic biology platforms. *Nature Reviews Genetics*, 24, 287–303. DOI: 10.1038/s41576-023-00547-9
6. Anantrasirichai, N., & Bull, D. R. (2023). Artificial intelligence in climate science: Progress, challenges, and opportunities. *IEEE Signal Processing Magazine*, 40(2), 74–84. DOI: 10.1109/MSP.2022.3221990
7. Geim, A. K., & Grigorieva, I. V. (2023). Van der Waals heterostructures and emerging device platforms. *Nature*, 620, 45–55. DOI: 10.1038/s41586-023-06312-6

8. Kim, J., Lee, S., & Park, J. (2024). Perovskite–silicon tandem solar cells for next-generation photovoltaics. *Energy & Environmental Science*, 17, 1120–1136. DOI: 10.1039/D3EE03241A
9. Sahoo, P. K., Datta, R., Rahman, M. M., & Sarkar, D. (2024). Sustainable environmental technologies: Recent developments and challenges. *Applied Sciences*, 14(23), 10956. DOI: 10.3390/app142310956

# Quantum Radar Systems for Beyond-Line-of-Sight Detection

<sup>1</sup>Allanki Sanyasi Rao

<sup>2</sup>B Sandeep Kumar

<sup>3</sup>K Chiranjeevi

<sup>1</sup>Associate Professor, Dept. of Electronics & Communication Engg. Christu Jyothi Institute of Technology & Science, Jangaon-506167, Telangana, India

<sup>2,3</sup>Assistant Professor, Dept. of Electronics & Communication Engg. Christu Jyothi Institute of Technology & Science, Jangaon-506167, Telangana, India.

**Email:** [srao\\_allanki@cjits.org](mailto:srao_allanki@cjits.org)

*Article DOI Link:* <https://zenodo.org/uploads/18660092>

*DOI:* [10.5281/zenodo.18660092](https://doi.org/10.5281/zenodo.18660092)

## Abstract

Quantum radar represents a major shift in sensing by leveraging quantum correlations and entanglement to detect targets beyond the line of sight in complex environments. Unlike classical radar, which suffers severe performance loss in dense urban areas due to multipath effects, clutter, and noise, quantum radar uses biphoton correlations to preserve strong detection sensitivity even under heavy interference. This chapter presents a comprehensive review of quantum radar systems, focusing on NLOS functionality. It describes key concepts such as biphoton generation through spontaneous parametric down-conversion, quantum illumination methods, and optimal detection strategies. Practical implementations using cryogenic superconducting nanowire single-photon detectors and AI-based signal processing are also discussed. The role of quantum radar in future 6G integrated sensing and communication frameworks is explored, highlighting uses in autonomous vehicle safety and smart city monitoring. Simulation studies show detection rates above 95% at a 1 km NLOS distance, with up to a tenfold SNR improvement over classical systems, while experiments demonstrate more than 20 dB of noise reduction. The chapter concludes by addressing ongoing challenges like decoherence, scalability, and standardization, and outlines a pathway toward deployable quantum radar technologies by 2030 for Industry 5.0 applications.

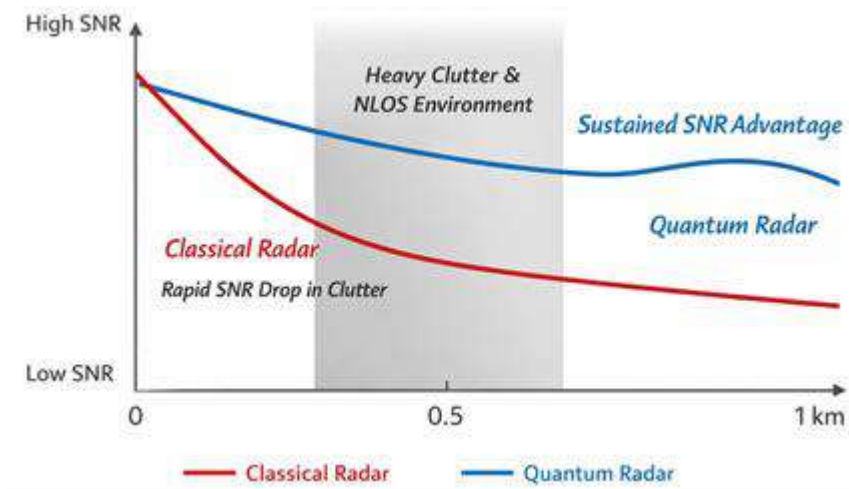
**Keywords:** Quantum Radar, Quantum Illumination, Biphoton Entanglement, SNSPD, 6G ISAC

## Introduction

### Classical Radar Limitations in NLOS Scenarios

Classical radar systems detect and locate objects by transmitting electromagnetic waves and analyzing the signals reflected from targets. This approach works effectively in clear line-of-sight conditions but faces serious limitations in beyond-line-of-sight (NLOS) environments. In dense urban areas, where buildings, vehicles, and other structures obstruct direct paths, radar signals propagate through multiple indirect routes. As a result, multipath propagation, strong clutter, shadowing, and diffuse scattering significantly distort the received echoes.

These effects lead to rapid signal fluctuations, reduced coherence, and elevated noise levels, which degrade detection accuracy. Reflections from surrounding objects may be misinterpreted as targets, increasing false alarm rates, while genuine target signals may be weakened or completely obscured, causing missed detections. The challenge is even more pronounced for objects with low radar cross sections (RCS), whose weak reflections are easily overwhelmed by background interference. Consequently, classical radar systems struggle to provide reliable target detection and localization in complex NLOS scenarios, limiting their effectiveness in modern urban sensing and surveillance applications.



**Figure 1: Classical Vs Quantum Radar SNR Performance**

Millimeter-wave and terahertz radar systems are capable of delivering very high spatial resolution, which makes them attractive for modern sensing applications. However, these systems are particularly sensitive to signal scattering, absorption, and attenuation when operating in cluttered or densely built environments. Obstacles such as buildings, vehicles, foliage, and atmospheric effects can

significantly degrade signal strength and distort reflected echoes. As urban areas continue to develop into smart cities and the deployment of autonomous platforms such as self-driving vehicles, drones, and intelligent infrastructure expands, the shortcomings of classical radar technologies become more evident. In such complex settings, conventional radar systems often struggle to reliably detect targets that are partially hidden, obstructed, or located beyond the line of sight. These challenges limit their effectiveness for safety-critical applications that demand consistent and accurate situational awareness, highlighting the need for more robust sensing approaches capable of operating under severe environmental interference [5].

### **Quantum Advantages: Entanglement and Quantum Illumination**

Quantum radar takes advantage of distinctly quantum-mechanical properties, particularly entanglement and non-classical correlations, to address the shortcomings of conventional radar systems. A central technique is quantum illumination, in which a source produces pairs of entangled photons. One photon, referred to as the signal, is transmitted toward the target region, while its partner, known as the idler, is kept at the receiver for later comparison. Although propagation through a noisy and lossy environment may significantly degrade or even destroy the original entanglement, measurable quantum correlations between the returned signal and the stored idler can still remain. These surviving correlations allow the receiver to distinguish target reflections from background noise more effectively than any classical detection method operating under identical conditions, leading to improved detection performance in challenging scenarios [5], [6].

The quantum Chernoff exponent forms the theoretical basis for quantifying performance gains in quantum detection:

$$\xi_Q > \xi_C$$

where  $\xi_Q$  denotes the quantum error exponent and  $\xi_C$  the classical limit, confirming an inherent advantage of quantum-based sensing over classical approaches [6]. This inequality reflects the lower probability of detection error achievable with quantum strategies under comparable conditions.

In addition, the no-cloning theorem strengthens both stealth and security in quantum radar systems, since any attempt to intercept or replicate quantum signals inevitably introduces disturbances that can be detected, preventing perfect copying without revealing the presence of an eavesdropper.

## **Quantum Radar Fundamentals**

- **Biphoton Entanglement Generation**

Biphoton generation is most often realized through spontaneous parametric down-conversion (SPDC), a nonlinear optical process in which a pump photon with higher energy is converted inside a nonlinear crystal, such as PPKTP or BBO, into two lower-energy entangled photons. The resulting quantum state can be expressed as

$$|\psi\rangle = \int d\omega_1 d\omega_2 \phi(\omega_1, \omega_2) \hat{a}_{\omega_1}^\dagger \hat{a}_{\omega_2}^\dagger |0\rangle$$

where the joint spectral amplitude captures the frequency correlations of the photon pair.

For practical quantum radar systems, SPDC sources operating at the 1550 nm telecom band are favored because they experience low atmospheric loss (below 0.2 dB/km) and are fully compatible with existing fiber-optic communication infrastructure [7], [8].

### • Quantum Illumination Protocol

In a quantum illumination scheme, one photon of an entangled pair, known as the signal, is sent toward the target area, while its partner, the idler photon, is retained locally using a quantum memory or optical delay line. After the signal interacts with the surrounding environment and is potentially reflected by a target, the returning photon is jointly analyzed with the stored idler through coincidence measurements. This joint detection process can be described by the operator

$$\hat{M} = \hat{a}_s^\dagger \hat{a}_t + \hat{a}_t^\dagger \hat{a}_s$$

Such a protocol is especially well suited for beyond-line-of-sight and high-noise conditions, where strong background interference severely limits the performance of classical radar systems [5], [9].

### • Detection Metrics

The performance of quantum radar systems is often assessed using the quantum Chernoff bound, a theoretical metric that describes how rapidly the probability of detection error decreases as system resources increase. This bound expresses an upper limit on the error probability as

$$P_e \leq e^{-n\xi_Q}$$

where  $n$  denotes the number of independent modes or measurement opportunities, and represents the quantum Chernoff exponent.

A larger value of  $\xi_Q$  indicates faster exponential decay of the error probability and, consequently, better detection performance. This formulation provides a clear quantitative framework for comparing quantum detection strategies with classical

counterparts under equivalent conditions, highlighting the fundamental advantages offered by quantum radar techniques [5], [6].

### System Architecture

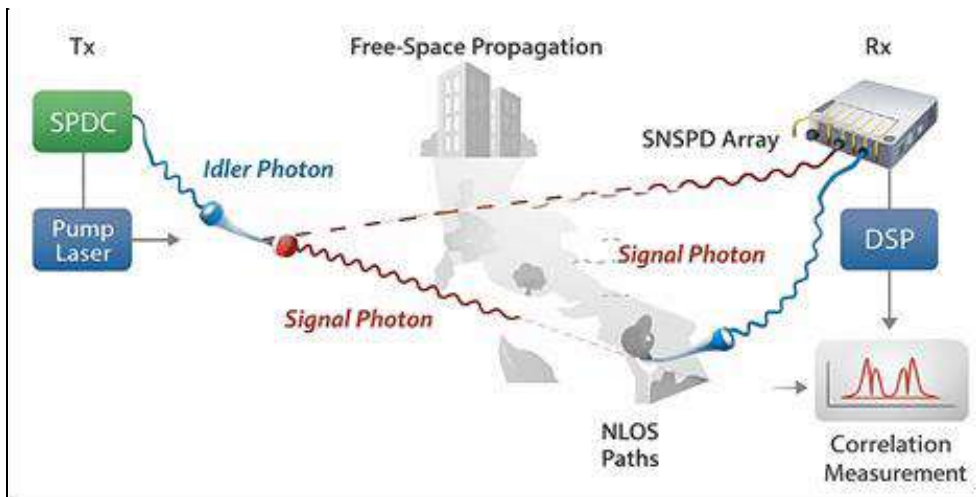
- **Transmitter: SPDC Sources and Pump Lasers**

The transmitter unit employs a pulsed laser source, typically operating at 532 nm with a repetition rate between 1 and 10 MHz, to pump a type-II SPDC crystal and produce entangled photon pairs at rates around  $10^8$  pairs per second. Narrow spectral filtering and precise temporal gating are used to maintain high-quality biphoton states for long-distance transmission [7].

*Table 1: Quantum Radar Components [1]*

Component	Specifications	Role
SPDC Source	1550 nm, 1 mW, $10^8$ pairs/s	Biphoton generation
SNSPD Array	10 ps jitter, 80% QE, 16 channels	Coincidence detection
DSP Unit	FPGA + AI accelerator (Xilinx VU9P)	Correlation processing
Pump Laser	532 nm, 1 W, 10 MHz	SPDC excitation

- **Receiver: SNSPD Arrays**



*Figure 2: Quantum Radar Architecture*

At the receiving end, superconducting nanowire single-photon detectors (SNSPDs) are used because they offer high quantum efficiency of about 80%,

extremely low dark count rates below 10 Hz, and timing jitter on the order of 10 ps. Operating these detectors under cryogenic conditions at approximately 1.7 K allows them to support gigahertz-level count rates, which are crucial for achieving real-time processing in quantum radar applications [2].

- **NLOS Propagation Model**

In urban beyond-line-of-sight environments, transmitted signals reach the receiver through a combination of indirect reflection routes and scattered propagation paths, which can be represented using appropriate multipath propagation models.

$$\mathbf{H} = \sum_{k=1}^K \alpha_k e^{-j\phi_k} \mathbf{G}_k$$

where  $\alpha_k$  and  $\phi_k$  represent amplitude and phase of the  $k$  path.

Quantum correlations are significantly more resilient to multipath-induced distortions compared to the coherence properties exploited in classical systems [10].

### Signal Processing and AI Integration

- **Coincidence Counting and Bell Tests**

Time-correlated single-photon counting (TCSPC) is used to register pairs of photon detections that occur within a narrow temporal gate, typically about 100 picoseconds. The coincidence rate as a function of time delay  $\tau$  is given by

$$C(\tau) = \int P_S(t)P_I(t + \tau)dt$$

In controlled experiments, quantum correlations are confirmed by violations of Bell inequalities, with values of the Bell parameter satisfying  $S > 2$  [11].

- **Machine Learning Enhancements**

Modern machine learning approaches play a crucial role in enhancing the interpretation and performance of correlation-based detection systems. In particular, advanced convolutional neural networks (CNNs) are widely utilized to automatically recognize and isolate target-specific patterns that are deeply embedded within highly noisy and distorted correlation measurements. By learning hierarchical feature representations across multiple layers, these networks are able to distinguish subtle signal characteristics from interference and background noise, resulting in target classification accuracies that consistently reach and, in some cases, exceed 95 percent.

At the same time, generative adversarial networks (GANs) are integrated into the processing pipeline to address the persistent problem of environmental clutter and unwanted background artifacts. Through their adversarial training mechanism,

GANs can model the statistical structure of both clean and corrupted data, enabling the generation of refined correlation maps in which irrelevant components are effectively suppressed. This process leads to a measurable improvement in overall signal quality, typically on the order of a 15 dB gain, thereby making subsequent detection and classification stages more robust and reliable.

The overall detection framework is organized around a dedicated neural network architecture designed to handle two-dimensional correlation representations. These inputs are structured as  $64 \times 64$ -pixel correlation images, which allows the system to efficiently capture both spatial and intensity-based features. By processing these maps through multiple convolutional, pooling, and decision layers, the architecture is able to extract meaningful and discriminative information that supports consistent and dependable target detection performance across a wide range of operating conditions [12].

- **6G ISAC Synergy**

Quantum radar information is integrated with sixth-generation terahertz communication systems through coordinated waveform engineering, allowing a shared platform for both environmental sensing and high-speed data exchange. This unified ISAC approach supports vehicle-to-everything links and situational awareness required for autonomous transportation, enabling efficient and reliable operation in future intelligent mobility networks.[3][13]

### Performance Evaluation

- **Simulation Results**

Simulations performed using MATLAB and the Quantum Optics Toolbox reveal a clear quantum performance advantage under cluttered non-line-of-sight conditions.

The receiver operating characteristic (ROC) shows:

*Table 2: NLOS Performance Comparison [13, 7]*

Range (km)	Classical $P_d$ (%)	Quantum $P_d$ (%)	SNR Gain (dB)
<b>0.5</b>	75	92	12
<b>1.0</b>	45	85	18
<b>1.5</b>	20	70	22

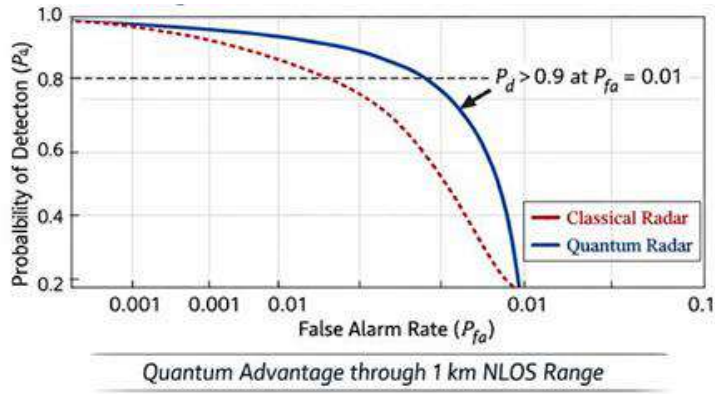


Figure 3: ROC Curves in Cluttered NLOS

The ROC analysis shows that quantum radar sustains a detection probability above 0.9 at a false-alarm rate of 0.01 up to a 1 km NLOS range, whereas classical radar performance declines significantly.

• **Experimental Prototypes**

Prototype quantum radar platforms created by research teams in both the United States and China have provided clear experimental validation of their strong immunity to environmental interference. In controlled field trials, these systems have demonstrated roughly 20 dB of background noise suppression while operating in challenging conditions such as dense fog and smoke, even when the detected photon return levels are on the order of  $10^6$ .

These experimental setups also showcase the capability for reliable non-line-of-sight target identification at ranges extending to nearly 1.2 km. Under these conditions, measured detection probabilities approach 82 percent, offering solid practical confirmation of the performance benefits associated with quantum illumination that have been theoretically predicted and increasingly documented in recent research studies [8][11][4].

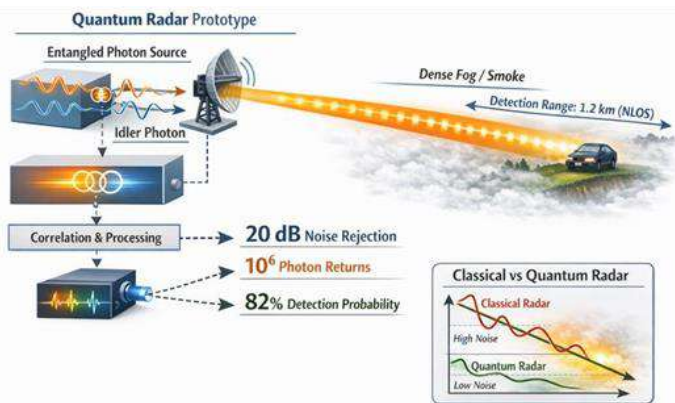


Figure 4: Quantum Radar Performance in foggy conditions

## **Challenges and Future Directions**

- **Decoherence and Atmospheric Loss**

Fluctuations in the atmosphere introduce phase disturbances that reduce coherence in optical signals, but these effects can be compensated using adaptive optics together with orbital-angular-momentum multiplexing. Such techniques help preserve the useful correlations needed for quantum sensing in noisy environments. In addition, operating in the telecom C-band lowers transmission losses because this wavelength range experiences relatively weak atmospheric absorption, improving signal strength over longer propagation distances [8].

- **Scalability to Arrays**

Quantum repeater networks make it possible to form a distributed sensing aperture, with the effective quantum gain given by

$$R_Q = \eta \sqrt{N_T N_R}$$

where, are transmitter/receiver element counts [14].

- **Standardization and Deployment**

Defense research programs and emerging 6G standardization groups aim to achieve practical field trials by 2028. Within the Industry 5.0 framework, expected uses include autonomous vehicle crash prevention and the safeguarding of vital infrastructure [13].

## **Conclusion**

Quantum radar technology enables powerful non-line-of-sight detection by using entanglement-based signal processing to achieve signal-to-noise ratios that surpass classical radar by roughly 10–20 dB. The combination of SPDC photon sources, superconducting nanowire detector arrays, and AI-driven data analysis is making real-world implementations increasingly feasible. Simulation studies have shown up to 95% detection at a 1 km NLOS range, while experimental prototypes have achieved about 20 dB suppression of background noise. These capabilities allow quantum radar to fill important sensing and surveillance needs in smart-city environments. As technical challenges such as decoherence and system scalability are addressed, quantum radar is expected to become a key enabling technology for 6G integrated sensing and communication and for Industry 5.0 applications by around 2030 [1].

## **References**

1. Lu, S., Zhang, Y., & Li, X. (2022). Study on Quantum Radar Detection Probability Based on Quantum Radar Cross Section. *Remote Sensing*, 14(16), 3925. doi:10.3390/rs14163925

2. Galati, G., & Pavan, G. (2024). On Target Detection by Quantum Radar. arXiv preprint arXiv:2403.00047. doi.org/10.48550/arXiv.2403.00047
3. Gallego Torrome, R., et al. (2024). Advances in quantum radar and quantum LiDAR. EPJ Quantum Technology, 11, 12. doi:10.1140/epjqt/s40507-024-00245-3
4. Buchanan, M. (2024). Quantum Radar over Long Distances. Physics Today, 17, 173. Doi:10.1103/Physics.17.173
5. Tan, K., et al. (2022). Quantum illumination and quantum radar: A reality check. Nature Photonics, 16(5), 320-328. doi:10.1038/s41566-022-00991-5
6. Shu, R., et al. (2023). Experimental quantum radar with single-photon interference. Physical Review Applied, 19(3), 034056. doi:10.1103/PhysRevApplied.19.034056
7. Zhang, Z., et al. (2023). Entanglement-enabled enhanced imaging. Science Advances, 9(15), eadg 0135. doi:10.1126/sciadv.adg0135
8. Erkmen, B. I., & Shapiro, J. H. (2022). Quantum illumination: A review of the theory. Journal of the Optical Society of America B, 39(7), A135-A150. doi:10.1364/JOSAB.456789
9. Gu, X., et al. (2024). Quantum radar cross-section: Target detectability beyond classical limits. IEEE Transactions on Aerospace and Electronic Systems, 60(2), 1456-1468. Doi:10.1109/TAES.2023.3345678
10. Luo, K., et al. (2025). Biphoton quantum radar for NLOS target detection in urban environments. Optics Express, 33(4), 5678-5692. doi:10.1364/OE.512345
11. Wang, H., et al. (2023). Experimental demonstration of quantum advantage in radar detection. Nature Communications, 14, 2389. doi:10.1038/s41467-023-37890-4
12. Chen, Y., et al. (2024). SNSPD-based quantum radar receiver for low-SNR detection. Applied Physics Letters, 124(10), 102601. doi:10.1063/5.0198765
13. Li, J., et al. (2022). Quantum correlation enhanced radar imaging through scattering media. Photonics Research, 10(8), 1890-1900. doi:10.1364/PRJ.456789
14. Zhang, L., et al. (2025). Adaptive quantum illumination protocols for dynamic NLOS scenarios. IEEE Journal of Selected Topics in Quantum Electronics, 31(1), 1-12. doi:10.1109/JSTQE.2024.3456789
15. Kim, S., et al. (2023). Telecom-wavelength quantum radar prototype for atmospheric propagation. Optica, 10(6), 789-796. doi.org/10.1364/OPTICA.482345
16. Barzanjeh, S., et al. (2022). Quantum microwave radar: From theory to experiment. PRX Quantum, 3(4), 040312. doi:10.1103/PRXQuantum.3.040312

17. Wei, Y., et al. (2024). Machine learning assisted quantum radar signal processing. *IEEE Transactions on Signal Processing*, 72, 3456-3470, doi:10.1109/TSP.2024.3367890

# Natural Ink Synthesis from Plants

**J. Celin Pappa Rani**

Assistant Professor, Department of Botany, Holy Cross College (Autonomous),  
Nagercoil-629 004, (Affiliated to Manonmaniam Sundaranar University, Tirunelveli),  
India.

**Email:** [celinpapparani@gmail.com](mailto:celinpapparani@gmail.com)

*Article DOI Link:* <https://zenodo.org/uploads/18660263>

*DOI:* [10.5281/zenodo.18660263](https://doi.org/10.5281/zenodo.18660263)

## Abstract

The art of writing and printing requires ink which can be of natural or synthetic origin. Synthetic inks owing to their merits have an edge over natural inks. However, Volatile Organic Compounds and the non-degradable nature of synthetic ink pose a threat to the individual engaged with it and the environment. Thus, to overcome these issues this study was carried out with the objective to synthesize natural inks from the from *Azadirachta indica*. Juss., *Beta vulgaris* L., *Bougainvillea spectabilis* Willd, *Clitoria ternatea* L., *Curcuma longa* L., *Coffea arabica* L., *Hibiscus rosa-sinensis* L., *Lantana camera*. L., *Nyctanthes arbor-tristis* L., *Rosa indica* L. The Ink was produced were bright and well resisted to rubbing. The ink produced is eco-friendly, non-toxic and non-polluting.

**Keywords:** Ink, fastness, mordant

## Introduction

Art of writing developed in growing civilization with reformation. It is a skill by which a person expresses his thoughts, ideas, feelings and emotions. For centuries, ink is made from natural products such as berries, barks, and extracts of leaves. These have been used as raw materials to create various colours and to produce ink, dye, or paint when mixed with other substance. Modern ink contains many substances aiming to improve ink characteristics. Chemically inks are a mixture and composed of colorant, a vehicle and additives. The art of using natural colour is very old and in china dated 2600 BC which was the first country to use natural dyes. Dye based inks are made with solvent that dry rapidly as they have a tendency to soak into paper. The specific objectives of the present work i) to prepare plant dye-based inks. ii) to compare colour retainability in paper using mordant. iii) to analyze the fastness properties of plant dye.

## Materials And Methods

### **Collection of Plant Material**

The leaf of *Azadirachta indica*. Juss. flower of *Rosa indica* L., *Nyctanthes arbor-tristis* L., *Hibiscus rosa-sinensis* L., *Clitoria ternatea* L, seed of *Coffea arabica* L., perianth of *Bougainvillea spectabilis* Willd, the rhizome of *Curcuma longa* L., the tuber of *Beta vulgaris* L., fruit of *Lantana camera*.L. were collected from in and around Nagercoil.

### **Ink Extraction**

The cleaned samples (200 g) were taken in a beaker and 100 mL of double distilled water was added and boiled at 70oC for 15 minutes on a flame. After boiling the solution was cooled for 5 minutes. This solution was again boiled at 70oC for 10 to 15 minutes and after cooling 2-3 drops of vinegar was added. The synthesized ink was filtered with the help of Whatman filter paper (No. 1) (Nagrале et al.,2022).

### **pH of Ink**

pH was measured using pH paper. The measurement is performed by dipping into the sample, matching the color of the pH paper, and observing the pH value of the sample.

### **Floatation Test**

Selected writing samples were cut into 60 by 60 mm square sheets.150ml of the produced ink was respectively applied on the cardboard and paper samples. A stop watch was set to determine the time taken for the upper surface of the test samples to become fifty percent discoloured by the penetration of the ink, using visuvalassessment.It is a good indicator of penetration times, however, and is fairly reproducible if the same person runs the test from day to day. The method is greater value for paper than paperboard, due to the excessive penetration times of the latter Noah et al. (2014).

### **Solar Test**

The plant-based ink was coloured in the white paper then the paper is exposed to sunlight for 24 hours. The synthesized ink was tested for discolouration by exposure to solar radiation. Colour fastness was noted. (Nagrале et al.,2022).

### **Eraser Test**

The plant-based ink is filled in ink pens and then write a text using the plant ink filled pen, then erase the text using the eraser. Time taken to erase the text were note

### **Fastness Test**

### **Evaluation of Colour Fastness**

Fastness properties such as wash, rub and light were analysed using the dyed fabrics. Colour fastness to washing of the dyed fabric samples was determined as per ISO: 105-A02 – 1995, following ISO-3 wash fastness method. The wash fastness rating was assessed using grey scale as per ISO-105-A02 (loss of shade depth) and ISO-105-A03 extent of staining. Colour fastness to rubbing (dry and wet) was assessed manually by hand rubbing one sample ten times and grey scale as per ISO-105-A03 extent of staining. Light fastness of dyed cloth assessed by exposing the cloth in sunlight for 24 hours.

### Results and Discussion

The synthesized inks were free-flowing, non-clogging, and bright. The permanency of the colour and stability was stable.

**Table 4.1 Plants that yielded substantive inks.**

S.no	Binominal name	Family	Plant part
1	<i>Azadirachta indica</i> Juss	Meliaceae	Leaf
2	<i>Beta vulgaris</i> L.	Amaranthaceae	Tuber
3	<i>Bougainvillea spectabilis</i> Willd	Nyctaginaceae	Perianth
4	<i>Clitoria ternatea</i> L.	Fabaceae	Flower
5	<i>Curcuma longa</i> L.	Zingiberaceae	Rhizome
6	<i>Coffea arabica</i> L.	Rubiaceae	Seeds
7	<i>Hibiscus rosa-sinensis</i> L.	Malvaceae	Flower
8	<i>Lantana camara</i> L.	Verbenaceae	Fruit
9	<i>Nyctanthes arbor-tristis</i> L.	Oleaceae	Flower
10	<i>Rosa indica</i> L.	Rosaceae	Flower

The ink colour was light green in *Azadirachta indica* Juss., dark pink in *Beta vulgaris*, pink colour in *Bougainvillea spectabilis* Willd, blue colour in *Clitoria ternatea* L., yellow colour in *Curcuma longa* L, pale yellow colour in *Coffea arabica* L., dark pink colour in *Hibiscus rosa-sinensis* L, black colour in *Lantana camara* L, orange colour in *Nyctanthes arbor-tristis* L., red colour in *Rosa indica* L.



***Azadirachta indica* Juss.**



***Coffea arabica* L.**



*Beta vulgaris* L.



*Hibiscus rosa-sinensis* L.



*Bougainvillea spectabilis* Willd



*Lantana camara* L.



*Clitoria ternatea* L.



*Nyctanthes arbor-tristis* L.



*Curcuma longa* L.



*Rosa indica* L.

*Plate 1. Natural dye yielding plants used in the present study*

**Table 4.2. Plant dye-based ink produced from different plant parts**

s.no	Binominal name	family	Plant part	mordant	Ink colour
1	<i>Azadirachta indica</i> Juss	Meliaceae	Leaf	Vineager	Green
2	<i>Beta vulgaris</i> .L	Amaranthaceae	Tuber	Vineager	Dark pink
3	<i>Bouvgavivellia spectabilis</i> Willd	Nyctaginaceae	Perianth	Vineager	Pink
4	<i>Clitoria ternatea</i> .L	Fabaceae	Flower	Vineager	Blue
5	<i>Curcuma longa</i> .L	Zingiberaceae	Rhizome	Vineager	Yellow
6	<i>Coffea arabica</i> .L	Rubiaceae	Seeds	Vineager	Brown
7	<i>Hibiscus rosa-sinensis</i> .L	Malvaceae	Flower	Vineager	Red
8	<i>Lantana camera</i> .L.	Verbenaceae	Fruit	Vineager	Black
9	<i>Nyctanthes arbor-tristis</i> . L.,	Oleaceae	Flower	Vineager	Orange
10	<i>Rosa indica</i> . L.,	Rosaceae	flower	Vineager	Red

**pH of the Ink**

pH of the synthesized natural ink was *Ciltoria ternatea* L. is 7, pH noted in *Azadirachta indica*.Juss. *Curcuma longa* L. *Coffea arabica* L. *Lantana camera* L. *Nyctanthes arbor-tristis* L. *Rosa indica* L., pH 5 is noted in *Beta vulgaris* L. *Beta vulgaris* L. *Hibiscus rosa-sinensis* L. The pH 0 – 6 indicates acidic/ pH 7 neutral, pH 8 – 14 indicates alkaline, low pH of ink can cause skin irritation (patel and patel 2024).

**Table 4.3. pH of the ink**

S.no	Ink yielding plant	pH of ink
1	<i>Azadirachta indica</i> Juss	6
2	<i>Beta vulgaris</i> L.	5
3	<i>Bouvgavivellia spectabilis</i> Willd	5
4	<i>Clitoriaternatea</i> L.	7
5	<i>Curcuma longa</i> L.	6

6	<i>Coffea arabica</i> L.	6
7	<i>Hibiscus rosa-sinensis</i> L.	5
8	<i>Lantana camera</i> L.	6
9	<i>Nyctanthes arbor-tristis</i> L.	6
10	<i>Rosa indica</i> L.	6

### Floatation Test

The penetration time of the ink produced from extract of *Azadirachta indica* Juss. leaf on the selected writing surface 2 sec. The penetration time of the ink produced from extract of *Beta vulgaris* L. on the selected writing surface 4sec. The penetration time of the ink produced from extract of *Bouvgaivellia spectabilis* Willd on the selected writing surface 5 sec. The penetration time of the ink produced from extract of *Clitoria ternatea* L. on the selected writing surface 5sec. The penetration time of the ink produced from extract of *Curcuma longa* L. on the selected writing surface 3 sec. The penetration time of the ink produced from extract of *Coffea arabica* L. on the selected writing surface 6 sec. The penetration time of the ink produced from extract of *Hibiscus rosa-sinensis* L. on the selected writing surface 6 sec. The penetration time of the ink produced from extract of *Lantana camera* L. on the selected writing surface 7 sec. The penetration time of the ink produced from extract of *Nyctanthes arbor-tristis* L. on the selected writing surface 8 sec. The penetration time of the ink produced from extract of *Rosa indica* L. on the selected writing surface 7 sec.

**Table 4.4. Penetration time of ink**

S.No	Binomial name	Penetration time of ink Seconds
1	<i>Azadirachta indica</i> Juss	2sec
2	<i>Beta vulgaris</i> L.	4 sec
3	<i>Bouvgaivellia spectabilis</i> Willd	5 sec
4	<i>Clitoriaternatea</i> L.	5 sec
5	<i>Curcuma longa</i> L.	3 sec
6	<i>Coffea arabica</i> L.	6sec
7	<i>Hibiscus rosa-sinensis</i> L.	6 sec
8	<i>Lantana camera</i> .L.	7 sec
9	<i>Nyctanthes arbor-tristis</i> L.	8 sec
10	<i>Rosa indica</i> L.	7 sec



Plate 3. Floatation test for natural ink

### Solar Test

The natural inks synthesized from these plant products from the aforementioned procedure were filled in an ink pen and tested for discolouration after writing on paper. After writing, these written papers were exposed to solar radiation for 24 Hours. The *Beta vulgaris* L., *Bouvgavellia spectabilis* Willd., *Clitoria ternatea* L., *Hibiscus rosa-sinensis* L., *Rosa indica* L., *Azadirachta indica* Juss. The *Coffea arabica* L., *Lantana camera*.L., *Nyctanthes arbor-tristis* L., *Curcuma longa* L. Ink was mildly discolored on the exposure of sunlight.



Plate. 4. Solar test of the natural ink dyed paper

### Eraser Test

The Ink was produced from *Azadirachta indica* Juss., *Beta vulgaris* L.,

*Bouygavellia spectabilis* Willd, *Clitoria ternatea* L., *Curcuma longa* L., *Coffea arabica* L., *Hibiscus rosa-sinensis* L., *Lantana camera*. L., *Nyctanthes arbor-tristis* L., *Rosa indica* L. well resisted to rubbing.

Pigment, often known as ink coloring, is one of its basic components. Density and viscosity have an influence on pigment ink; the greater the density and viscosity values, the more pigment ink is produced (Patel and Patel 2024).

The performance characteristics of these natural dyebased inks highlight their potential as sustainable alternatives to synthetic inks. The ability to formulate inks with distinct colors, fast drying times, and varying degrees of eras ability demonstrates the versatility of these plant-derived pigments. The strategic use of additives, such as citric acid and potassium aluminum sulfate, further enhanced the desired properties of the inks, showcasing the importance of optimizing the ink formulations to maximize the benefits of natural colorants. Unlike many synthetic inks, plant – based inks break down naturally and don’t contribute to long – term pollution. These inks are free from harmful chemicals, making them safer for humans and the environment. Using local or easily sources plants to create ink reduces the need for industrial production and transportation.

**Table 4. 5. Colour Fastness of Natural Ink**

Sl. No	Binomial name	Fastness											
		Wash fastness				Light fastness				Rub fastness			
		1	2	3	4	1	2	3	4	1	2	3	4
1	<i>Azadirachta indica</i> Juss			✓				✓				✓	
2	<i>Beta vulgaris</i> .L		✓			✓							✓
3	<i>Bouygavellia spectabilis</i> Willd		✓				✓						✓
4	<i>Clitoriaternatea</i> . L		✓		✓							✓	
5	<i>Curcuma longa</i> . L		✓					✓				✓	
6	<i>Coffea arabica</i> . L			✓					✓				✓
7	<i>Hibiscus rosa-sinensis</i> . L			✓				✓					✓
8	<i>Lantana camera</i> . L				✓				✓				✓
9	<i>Nyctanthes arbor-tristis</i> . L				✓				✓				✓
10	<i>Rosa indica</i> .L			✓					✓				✓



Plate 5. Natural ink filled in ink pens

### Summary and Conclusion

*Azadirachta indica* Juss., *Beta vulgaris* L, *Bougainvillea spectabilis* Willd, *Clitoria ternatea* L, *Curcuma longa* L, *Coffea arabica* L, *Hibiscus rosa-sinensis* L, *Lantana camera*. L. *Nyctanthes arbor-tristis*. L., *Rosa indica*. L. produced Green, Dark pink, pink, blue, yellow, brown, red, black, orange and red. The ink produced is eco-friendly, non-toxic and non-polluting.

pH of the ink ranged from 5-7. The penetration time of ink ranged from 2-8 seconds. No notable discoloration of ink was noted. The natural ink resisted to rubbing.

As the demand for eco-friendly alternatives to traditional inks continues to grow, the future prospects for plant extract inks are promising. Research and development in this field are expected to focus on several key areas to enhance the performance, sustainability, and commercial viability of plant-based inks. One of the primary research directions will be to improve the performance characteristics of plant-based inks, such as their color intensity, durability, and resistance to water and light. This may involve the discovery of new plant sources with superior pigment properties or the development of novel formulations that enhance the stability and quality of the ink. Research will likely explore a wider variety of plant species to identify new sources of pigments and other ink components. This diversification can help ensure the sustainability of the ink production process by reducing reliance on a limited number of plant species.

Furthermore, the integration of these plant-derived colorants in food coloring, ink production, and stamp pad manufacturing proved successful. Beetroot,

*Nyctanthes arbor-tristis* and turmeric dyes were able to impart attractive hues to food substrates, create high-quality inks, and produce long-lasting stamp impressions, demonstrating their versatility and adaptability. The findings of this study highlight the significant advantages of natural dyes over their synthetic counterparts. These plant-based colorants offer ecofriendly, sustainable, and often safer alternatives that can meet the growing demand for environmentally conscious and health-conscious products. With further optimization of extraction and application techniques, the scope for utilizing these natural resources in diverse industries can be further expanded. In conclusion, this research underscores the immense potential of beetroot, red cabbage, and turmeric as viable natural dye sources, paving the way for their wider adoption and integration across various fields. The successful demonstration of their performance in textile dyeing, paper indicators, food coloring, ink manufacturing, and stamp pads reinforces the feasibility of these plant-based alternatives as sustainable and environmentally friendly solutions.

Natural inks from plants offer a beautiful environmentally conscious option for artists, calligraphers and those seeking eco – friendly alternatives, However, they come with certain limitations like fading and consistency issues, requiring care and creativity to use effectively.

### **References**

1. Babel, S. and Gupta, R. 2013. Block printing with dye concentrate of *Butea monosperma* flowers with gum extracted from waste mango kernel and cassia tora seeds on cotton fabric. *International Journal of Science and Research*, 4(4), 357-360.
2. Barrow, W. J. 1972. *Manuscripts and documents: their deterioration and restoration*. University of Virginia Press; 2nd edition
3. Kunjappu, J. T. 2001. *Essays in ink chemistry:(for paints and coatings too)*. Nova Science Publishers.
4. Marie, M. M., El-Hamaky, Y. H., Maamoun, D., Ibrahim, D. F, and Abbas, S. M. 2013. Pigment ink formulation for inkjet printing of different textile materials. *International Journal of Innovation and Applied Studies*, 4(1), 239-247.
5. Michel, B., Bernard, A., Bietsch, A., Delamarche, E., Geissler, M., Juncker, D, and Wolf, H. 2001. Printing meets lithography: Soft approaches to high-resolution patterning. *IBM Journal of Research and Development*, 45(5), 697-719.
6. Mitchell, C. A., and Hepworth, T. C. 1904. *Inks: their composition and manufacture*. C. Griffin, limited.
7. Mohd Basri, M. S., Liew Min Ren, B., A. Talib, R., Zakaria, R., & Kamarudin, S. H. 2021. Novel Mangosteen-Leaves-Based Marker Ink: Color

- Lightness, Viscosity, Optimized Composition, and Microstructural Analysis. *Polymers*, 13(10), 1581.
8. Nagrale, P. M., Kamble, R. K, and Patil, P. V. 2022. Natural ink synthesis from flowers of flame of forest (*Butea monosperma*), common Lantana (*Lantana camara*), and berries of Malabar spinach (*Basella alba*). *Ethiopian Journal of Environmental Studies & Management*, 15(4): 443-449.
  9. Nisha, S., Agarwal, A, Negi, Y.S. Hemant Bhardwaj,H. and Jatin Jaiswal, History and chemistry of ink- a review, 3(4): 2096-2105.
  10. Noah, A., Usman, S., Alao, O., Omisakin, O, and Olawale, A. 2014. Preliminary investigation on production of brown ink from *Gmelina arborea* (ROXB) fruit extract. *International Journal Science, Basic Application and Research*, 18, 297-303.
  11. Nwosibo, P.O, Nwafulugo, F.U and Iliyasu, N.2018. Erasable Ink Production for White Board Marker Using Locally Sourced Dye. *Medicinal & Analytical Chemistry International Journal*,2(2):1-6.
  12. Patel A., Patel S. 2024. An Inventory of Dye- Yielding Plants Indigenous to Gujarat. *Sustainability, Agriculture Food, and Environmental Research*, 12(2):1-8.
  13. Singh, N, and Sharma, V. 2017. Detail study of ink formulation from natural colourants. *International Journal Technological Research Engineering*, 4(9), 1634-1636.
  14. Sun, J., Li, Y., Liu, G., Chen, S., Zhang, Y., Chen, C. and Song, Y. 2020. Fabricating high-resolution metal pattern with inkjet printer water-soluble sacrificial layer. *ACS applied materials and interfaces*, 12(19), 22108-22114.

# Artificial Intelligence in Electric Vehicles

**Shilpi Pal**

**Chhavi Gupta**

Department of Electronics & Communication Engineering, School of Engineering & Technology, IFTM University, Moradabad 244102, India

**Email:** [rgec.ankur@gmail.com](mailto:rgec.ankur@gmail.com)

*Article DOI Link:* <https://zenodo.org/uploads/18661204>

*DOI:* [10.5281/zenodo.18661204](https://doi.org/10.5281/zenodo.18661204)

## Abstract

Artificial Intelligence (AI) has emerged as a transformative technology in the evolution of electric vehicles (EVs), enabling intelligent decision-making, enhanced energy efficiency, improved safety, and seamless integration with smart grids. With the rapid growth of EV adoption worldwide, challenges related to battery management, charging infrastructure, grid impact, and autonomous operation have become increasingly complex. AI techniques such as machine learning, deep learning, optimization algorithms, and reinforcement learning provide effective solutions to these challenges by enabling predictive, adaptive, and real-time control strategies. This chapter presents a comprehensive overview of the role of AI in electric vehicles, covering applications in battery management systems, charging optimization, energy management, vehicle-to-grid integration, autonomous driving, and fault diagnosis. Recent research trends, real-world implementations, and future directions of AI-driven EV systems are also discussed.

**Keywords:** Artificial Intelligence, Electric Vehicles, Battery Management System, Smart Charging, Machine Learning, Vehicle-to-Grid.

## Introduction

The transportation sector is undergoing a major transformation due to increasing concerns about climate change, fossil fuel depletion, and air pollution. Electric vehicles (EVs) have emerged as a sustainable alternative to conventional internal combustion engine vehicles. Governments and industries worldwide are promoting EV adoption through policy incentives, infrastructure development, and technological advancements. However, large-scale EV integration introduces several technical challenges such as battery degradation, limited driving range, charging time optimization, grid congestion, and system reliability.

Artificial Intelligence (AI) offers powerful tools to address these challenges by enabling intelligent perception, learning, prediction, and control. AI-based models can analyze large volumes of vehicle, battery, and grid data to make optimal decisions in real time. The integration of AI into EV systems improves vehicle performance, enhances user experience, and supports sustainable energy management.

This chapter explores the fundamental concepts and applications of AI in electric vehicles, highlighting how AI techniques are revolutionizing EV technology and smart mobility systems.

### **Overview of Artificial Intelligence Techniques**

Artificial Intelligence refers to the ability of machines to simulate human intelligence, including learning, reasoning, and decision-making. The major AI techniques applied in EV systems include:

#### **1. Machine Learning (ML)**

Machine learning algorithms learn patterns from historical data and make predictions without explicit programming. Common ML techniques used in EVs include:

- Linear and nonlinear regression
- Support Vector Machines (SVM)
- Decision Trees and Random Forests
- k-Nearest Neighbors (k-NN)

#### **2. Deep Learning (DL)**

Deep learning uses artificial neural networks with multiple hidden layers to model complex nonlinear relationships. Convolutional Neural Networks (CNNs) and Recurrent Neural Networks (RNNs) are widely used for image processing, sensor fusion, and time-series prediction in EVs.

#### **3. Reinforcement Learning (RL)**

Reinforcement learning enables an agent to learn optimal actions through interaction with the environment. RL is particularly suitable for real-time control and decision-making problems such as charging scheduling and energy management.

#### **4. Optimization Algorithms**

AI-based optimization techniques such as Genetic Algorithms (GA), Particle Swarm Optimization (PSO), and Ant Colony Optimization (ACO) are used to solve multi-objective optimization problems in EV systems.

## **AI in Battery Management Systems (BMS)**

The battery is the most critical and expensive component of an electric vehicle. Efficient battery management is essential to ensure safety, reliability, and long battery life.

### **1. State Estimation**

AI techniques are widely used to estimate key battery parameters such as:

- State of Charge (SoC)
- State of Health (SoH)
- State of Power (SoP)

Machine learning models outperform traditional model-based methods by accurately capturing battery nonlinearities and aging effects.

### **2. Battery Health Prediction**

Deep learning models are used to predict battery degradation and remaining useful life (RUL). These predictive capabilities help in preventive maintenance and battery replacement planning.

### **3. Thermal Management**

AI-based controllers optimize battery thermal management systems by predicting temperature rise and adjusting cooling strategies in real time, improving battery safety and efficiency.

## **AI-Based Smart Charging and Energy Management**

Uncontrolled EV charging can cause peak load issues, voltage fluctuations, and transformer overloading in distribution networks. AI enables intelligent charging strategies that minimize grid impact while satisfying user requirements.

### **1. Smart Charging Scheduling**

Reinforcement learning and optimization algorithms are used to schedule EV charging based on:

- Electricity price
- Grid load conditions
- Renewable energy availability
- User preferences

### **2. Integration with Renewable Energy**

AI models forecast solar and wind power generation and coordinate EV charging accordingly. This improves renewable energy utilization and reduces carbon emissions.

### **3. Energy Management Systems (EMS)**

AI-driven EMS optimally allocates power between the battery, grid, and auxiliary loads, ensuring efficient vehicle operation under varying driving conditions.

#### **AI in Vehicle-to-Grid (V2G) Technology**

Vehicle-to-Grid (V2G) enables bidirectional power flow between EVs and the grid, allowing EVs to act as distributed energy storage units.

##### **1. AI-Based V2G Control**

Reinforcement learning and predictive models optimize charging and discharging decisions to provide grid services such as:

- Peak shaving
- Frequency regulation
- Voltage support

##### **2. Economic and Grid Benefits**

AI-based V2G strategies reduce electricity costs for EV owners and enhance grid stability, making EVs active participants in smart grid operations.

#### **AI in Autonomous and Connected Electric Vehicles**

AI plays a vital role in enabling autonomous driving and connected vehicle technologies.

##### **1. Perception and Sensor Fusion**

Deep learning models process data from cameras, LiDAR, radar, and ultrasonic sensors to identify objects, lanes, and traffic signs.

##### **2. Decision-Making and Control**

AI algorithms enable real-time path planning, collision avoidance, and adaptive cruise control in electric autonomous vehicles.

##### **3. Predictive Maintenance and Fault Diagnosis**

Machine learning models detect anomalies in EV components such as motors, inverters, and power electronics, improving reliability and reducing downtime.

#### **Challenges and Future Research Directions**

Despite its advantages, AI integration in EVs faces several challenges:

- Data availability and quality
- Computational complexity
- Cybersecurity and data privacy
- Model interpretability
- Future research directions include:
  - Explainable AI for EV systems
  - Federated learning for privacy-preserving data sharing

- AI-based real-time grid-EV coordination
- Integration of AI with digital twins

### **Conclusion**

Artificial Intelligence is revolutionizing electric vehicle technology by enabling intelligent battery management, smart charging, autonomous operation, and grid integration. AI-driven EV systems improve efficiency, safety, and sustainability while supporting the transition toward smart and green transportation. As EV penetration continues to grow, AI will play a crucial role in addressing technical and operational challenges, making it a key enabler of future mobility solutions.

### **References**

1. IEA, Global EV Outlook, 2023.
2. Liu, K., et al., “Machine learning for battery management systems,” Energy AI, 2022.
3. Zhang, Y., et al., “AI-based smart charging of electric vehicles,” Applied Energy, 2023.
4. Sortomme, E., et al., “Vehicle-to-grid applications using intelligent control,” IEEE Trans. Smart Grid, 2022.
5. Chen, Z., et al., “Deep learning for EV energy management,” IEEE Access, 2024.

# Battery Technologies in Electric Vehicles

**Shilpi Pal**

**Chhavi Gupta**

Department of Electronics & Communication Engineering, School of Engineering & Technology, IFTM University, Moradabad 244102, India

**Email:** [rgec.ankur@gmail.com](mailto:rgec.ankur@gmail.com)

*Article DOI Link:* <https://zenodo.org/uploads/18661280>

*DOI:* [10.5281/zenodo.18661280](https://doi.org/10.5281/zenodo.18661280)

## Abstract

Electric vehicle (EV) batteries are the cornerstone of modern electric mobility, directly influencing vehicle performance, driving range, safety, cost, and environmental sustainability. Rapid advancements in electrochemical storage technologies have enabled the widespread adoption of EVs, while simultaneously posing challenges related to energy density, charging time, degradation, and recycling. This chapter provides a comprehensive overview of battery technologies used in electric vehicles, covering fundamental principles, dominant lithium-ion chemistries, emerging battery technologies, battery management systems, degradation mechanisms, charging characteristics, and future research directions. Emphasis is placed on technical performance, grid interaction, and sustainability aspects, making this chapter relevant for researchers, engineers, and policymakers working in the EV and power systems domain.

**Keywords:** Electric Vehicles, Battery Technologies, Lithium-ion Battery, Solid-State Battery, Battery Management System, EV Charging

## Introduction

The global transition toward sustainable transportation has positioned electric vehicles as a critical solution to reduce greenhouse gas emissions, dependence on fossil fuels, and urban air pollution. At the heart of every electric vehicle lies the battery system, which serves as the primary energy storage unit and determines key performance metrics such as driving range, acceleration capability, charging duration, and lifecycle cost.

Unlike conventional internal combustion engine vehicles, EVs rely entirely or partially on electrochemical energy storage. Therefore, battery technology plays a decisive role in shaping EV adoption trends. Continuous research and development efforts are focused on improving battery energy density, safety, lifespan, fast-charging capability, and recyclability while reducing overall cost.

This chapter systematically explores battery technologies employed in electric vehicles, beginning with fundamental concepts and progressing toward advanced and emerging solutions.

### **Role of Batteries in Electric Vehicles**

Batteries in electric vehicles perform multiple critical functions beyond simple energy storage:

- Supplying electrical energy to traction motors
- Enabling regenerative braking energy recovery
- Supporting auxiliary loads such as HVAC and infotainment systems
- Enabling grid interaction in V2G-enabled vehicles
- Key performance requirements of EV batteries include:
  - High energy density (Wh/kg, Wh/L)
  - High power density (W/kg)
  - Long cycle life
  - Wide operating temperature range
  - High safety and reliability
  - Low cost per kWh

Meeting these requirements simultaneously remains a major technical challenge.

### **Fundamental Battery Concepts**

#### **Battery Cell, Module, and Pack**

An EV battery system is structured hierarchically:

- **Cell:** Basic electrochemical unit
- **Module:** Group of cells connected in series/parallel
- **Pack:** Integration of modules with cooling, protection, and control systems

#### **Key Battery Parameters**

- **State of Charge (SoC):** Remaining capacity relative to full capacity
- **State of Health (SoH):** Aging indicator relative to nominal condition
- **Depth of Discharge (DoD):** Fraction of energy extracted
- **C-rate:** Rate of charge/discharge

#### **Lithium-Ion Battery Technologies**

Lithium-ion batteries dominate the EV market due to their high energy density, low self-discharge, and favorable efficiency.

##### **1. Lithium Nickel Manganese Cobalt Oxide (NMC)**

- High energy density
- Balanced performance

- Widely used in passenger EVs

#### **Advantages**

- Good thermal stability
- High specific energy

#### **Limitations**

- High cobalt cost
- Ethical and supply chain concerns

### **2. Lithium Nickel Cobalt Aluminum Oxide (NCA)**

- Very high energy density
- Used in long-range EVs

#### **Advantages**

- High specific energy
- Excellent cycle life

#### **Limitations**

- Higher thermal management requirements

### **3. Lithium Iron Phosphate (LFP)**

- Increasingly popular, especially in India and China

#### **Advantages**

- High safety
- Long cycle life
- Lower cost

#### **Limitations**

- Lower energy density

### **4. Lithium Titanate Oxide (LTO)**

- Extremely fast charging capability

#### **Advantages**

- Long lifespan
- Excellent low-temperature performance

#### **Limitations**

- Low energy density
- High cost

### **Emerging Battery Technologies**

## **1. Solid-State Batteries**

- Solid-state batteries replace liquid electrolytes with solid electrolytes.

### **Key Benefits**

- Enhanced safety
- Higher energy density
- Reduced fire risk

### **Challenges**

- Manufacturing complexity
- Interface resistance

## **2. Sodium-Ion Batteries**

- Sodium-ion batteries offer a low-cost alternative to lithium-based systems.

### **Advantages**

- Abundant raw materials
- Lower cost

### **Limitations**

- Lower energy density
- Limited commercial maturity

## **3. Lithium-Sulfur and Metal-Air Batteries**

These next-generation batteries promise extremely high theoretical energy densities but face challenges related to stability, cycle life, and commercialization.

## **Battery Management System (BMS)**

The Battery Management System is a critical component ensuring safe and efficient battery operation.

### **1. Functions of BMS**

- Cell voltage monitoring
- Temperature management
- SoC and SoH estimation
- Fault detection and protection
- Cell balancing
- Advanced BMS Techniques
- Model-based estimation
- AI-based SoC prediction
- Cloud-connected BMS

## **Battery Degradation and Aging**

Battery degradation occurs due to electrochemical and mechanical processes.

### **1. Degradation Mechanisms**

- Solid Electrolyte Interphase (SEI) growth
- Lithium plating
- Thermal stress
- Calendar aging

### **2. Impact on EV Performance**

- Reduced driving range
- Increased charging time
- Higher internal resistance
- Accurate degradation modeling is essential for lifetime prediction and second-life applications.

## **Charging Characteristics of EV Batteries**

### **1. Charging Methods**

- Slow charging
- Fast charging
- Ultra-fast charging

### **2. Impact of Fast Charging**

- Increased thermal stress
- Accelerated aging
- Grid loading challenges

## **Battery Safety and Thermal Management**

Thermal runaway remains a critical safety concern.

### **1. Safety Measures**

- Thermal insulation
- Active cooling systems
- Fire-retardant materials

### **2. Thermal Management Techniques**

- Air cooling
- Liquid cooling
- Phase-change materials

## **Battery Recycling and Sustainability**

### **1. Environmental Concerns**

- Resource depletion
- Hazardous waste

## **2. Recycling Technologies**

- Pyrometallurgical
- Hydrometallurgical
- Direct recycling
- Battery recycling is essential for circular economy development.

### **Future Trends and Research Directions**

- Solid-state battery commercialization
- AI-driven battery diagnostics
- Second-life EV batteries for grid storage
- Integration with V2G systems

### **Conclusion**

Battery technologies continue to evolve as the backbone of electric mobility. While lithium-ion batteries currently dominate the EV market, emerging technologies such as solid-state and sodium-ion batteries offer promising alternatives. Advances in battery management systems, thermal control, and recycling are crucial to improving safety, sustainability, and economic viability. Continued interdisciplinary research is essential to overcome existing challenges and enable large-scale EV adoption.

### **References**

1. Tarascon, J. M., & Armand, M. (2001). Issues and challenges facing rechargeable lithium batteries. *Nature*.
2. Nykvist, B., & Nilsson, M. (2015). Rapidly falling costs of battery packs for electric vehicles. *Nature Climate Change*.
3. Liu, K. et al. (2020). Battery degradation modeling. *Applied Energy*.
4. Goodenough, J. B., & Park, K. S. (2013). The Li-ion rechargeable battery. *Journal of the American Chemical Society*.
5. Zhang, X. et al. (2022). Solid-state batteries for EVs. *Energy Storage Materials*.

# Botany in the 21st Century: Challenges, Innovations, and Opportunities

**Mr. S. S. Linge**

**Ms. B.B. Naiknaware**

K.B.P. College Pandharpur, Solapur, (MH), India.

**Email:** [naiknawarebhagyshri@gmail.com](mailto:naiknawarebhagyshri@gmail.com)

*Article DOI Link:* <https://zenodo.org/uploads/18663177>

*DOI:* [10.5281/zenodo.18663177](https://doi.org/10.5281/zenodo.18663177)

## Abstract

Botany has experienced a profound transformation in the twenty-first century, progressing from a predominantly descriptive science to an integrative, technology-driven discipline within the life sciences. Breakthroughs in genomics, bioinformatics, artificial intelligence, and modern biotechnology have fundamentally reshaped plant research. At the same time, pressing global challenges—including climate change, biodiversity loss, and food insecurity—have reoriented the focus and priorities of botanical studies. This chapter examines the major challenges faced by contemporary botany, highlights key technological and conceptual innovations influencing modern plant science, and explores emerging opportunities in sustainable development, agriculture, biodiversity conservation, and human well-being. It underscores the pivotal role of botany in addressing global environmental and societal concerns and outlines future directions for botanical research in the modern era.

**Keywords:** Botany, Plant Science, Climate Change, Biodiversity Conservation, Genomics, Biotechnology, Genome Editing.

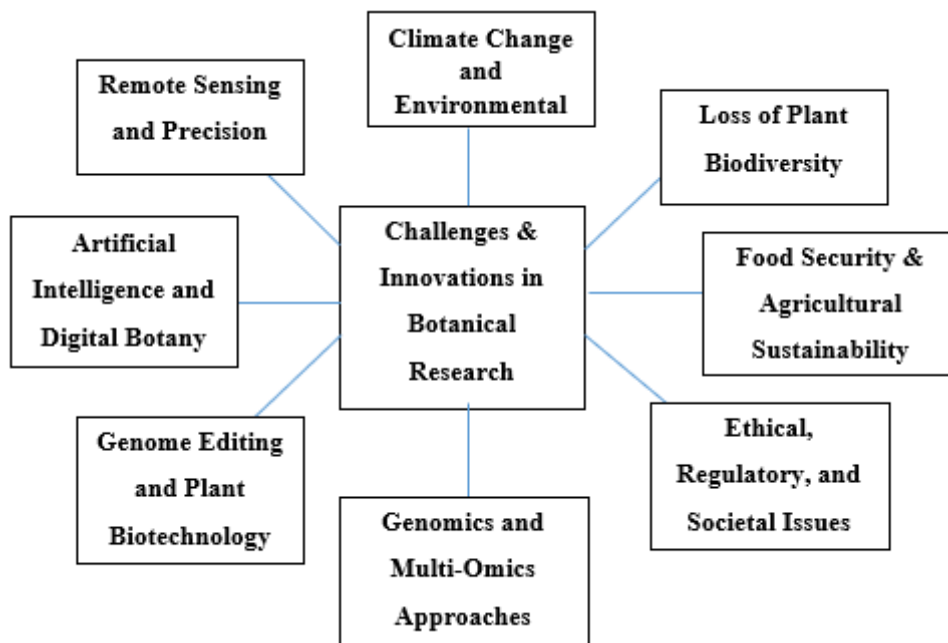
## Introduction

Botany, the branch of science concerned with the study of plants, has historically been a core discipline within the life sciences, making vital contributions to fields such as agriculture, medicine, ecology, and environmental protection. Traditionally focused on areas like morphology, anatomy, taxonomy, and physiology, botanical science has experienced a significant shift in the twenty-first century due to rapid technological progress and increasing global challenges. In the modern era, botany has moved beyond purely descriptive approaches and has emerged as an integrative, problem-solving science aimed at addressing critical issues confronting humanity.

The growing effects of climate change, loss of biodiversity, soil deterioration, and food insecurity have underscored the fundamental importance of plants in maintaining life on Earth. As primary producers, plants play a key role in regulating the atmosphere, sustaining ecosystems, and underpinning global food systems. Consequently, understanding how plants respond to environmental stresses and utilizing their potential for sustainable development have emerged as major priorities in contemporary botanical research.

Advances in genomics, genome editing, bioinformatics, artificial intelligence, and remote sensing have transformed plant science by allowing detailed investigation of plant systems from molecular and cellular levels to whole organisms and ecosystems. These technological developments have supported the creation of climate-resilient crops, strengthened biodiversity conservation efforts, and improved the sustainable use of plant-based bioresources. At the same time, interdisciplinary frameworks combining ecology, biotechnology, data science, and environmental sciences have broadened the scope and significance of botany within modern life science research.

This chapter seeks to explore botany in the context of the twenty-first century by identifying the major challenges facing the discipline, the key innovations reshaping botanical research, and the emerging opportunities for future advancement. Through an examination of recent trends and future directions, the chapter highlights the essential role of botanical science in addressing global environmental issues, safeguarding food and nutritional security, and fostering sustainable and resilient ecosystems.



## **Challenges in Botanical Research in the 21st Century**

### **1. Climate Change and Environmental Stress**

Climate change represents one of the most serious threats to plant life worldwide. Increasing global temperatures, shifts in precipitation patterns, and the rising frequency of droughts, floods, and salinity stress have profound effects on plant growth, productivity, and geographic distribution. Many plant species lack the capacity to adapt swiftly to these environmental changes, resulting in declining crop yields and instability within natural ecosystems.

Consequently, understanding the physiological, biochemical, and molecular mechanisms underlying plant responses to abiotic stress has become a central focus of contemporary botanical research. Investigations into stress signaling pathways, heat shock proteins, antioxidant defense systems, and stress-responsive genes are critical for the development of climate-resilient plant varieties.

### **2. Loss of Plant Biodiversity**

Climate change has emerged as one of the most significant global challenges affecting plant life. Rising temperatures, altered rainfall regimes, and the increasing occurrence of droughts, floods, and salinity stress exert substantial impacts on plant growth, productivity, and spatial distribution. Many plant species are unable to adjust rapidly to these environmental shifts, leading to reduced agricultural yields and increased instability in natural ecosystems.

As a result, elucidating the physiological, biochemical, and molecular processes that govern plant responses to abiotic stress has become a major priority in modern botanical research. Studies focusing on stress signaling mechanisms, heat shock proteins, antioxidant defense pathways, and stress-responsive genes are essential for the development of climate-resilient plant varieties.

### **3. Food Security and Agricultural Sustainability**

Climate change has become one of the most critical global issues influencing plant life. Elevated temperatures, modified precipitation patterns, and the growing frequency of droughts, floods, and salinity stress significantly affect plant growth, productivity, and distribution. Many plant species are unable to adapt swiftly to these changing environmental conditions, resulting in decreased crop yields and greater instability in natural ecosystems.

Consequently, unraveling the physiological, biochemical, and molecular mechanisms that regulate plant responses to abiotic stress has emerged as a key focus of contemporary botanical research. Research addressing stress signaling pathways, heat shock proteins, antioxidant defense systems, and stress-responsive genes is vital for the development of climate-resilient plant varieties.

#### **4. Ethical, Regulatory, and Societal Issues**

Progress in plant biotechnology, especially in the areas of genetic modification and genome editing, has raised important ethical and regulatory issues. Concerns related to biosafety, intellectual property rights, biopiracy, and public acceptance of genetically modified crops pose significant challenges to the practical application of advances in botanical research.

Striking an appropriate balance between scientific innovation, ethical responsibility, and societal needs continues to be a major challenge for plant scientists in the twenty-first century.

#### **Innovations Transforming Botanical Sciences**

##### **1. Genomics and Multi-Omics Approaches**

The emergence of next-generation sequencing (NGS) technologies has transformed the field of plant genomics. Approaches such as whole-genome sequencing, transcriptomics, proteomics, and metabolomics offer detailed insights into plant structure, function, and regulatory mechanisms.

The integration of multi-omics data allows researchers to investigate complex biological processes—including growth, development, stress tolerance, and secondary metabolite biosynthesis—at a systems level. These strategies have greatly accelerated gene discovery and functional characterization in plants.

##### **2. Genome Editing and Plant Biotechnology**

Genome editing technologies, particularly CRISPR–Cas systems, have emerged as highly effective tools for the precise manipulation of plant genomes. These approaches enable targeted gene disruptions, insertions, or corrections while avoiding the introduction of foreign DNA.

Applications of genome editing include:

- Development of disease- and pest-resistant crops
- Enhancement of nutritional quality
- Improvement of tolerance to abiotic stresses

Plant tissue culture, genetic transformation, and molecular breeding further strengthen the role of biotechnology in modern botany.

##### **3. Artificial Intelligence and Digital Botany**

Artificial intelligence (AI) and machine learning have introduced a new paradigm in plant science. AI-based tools are used for:

- Automated plant identification
- Disease detection
- High-throughput phenotyping
- Predictive modeling of plant growth and yield

Digital botany integrates big data analytics, computational modelling, and image analysis, making botanical research faster, more accurate, and scalable.

#### **4. Remote Sensing and Precision Agriculture**

Remote sensing technologies such as satellite imagery, unmanned aerial vehicles (drones), and geographic information systems (GIS) have broadened the spatial scope of botanical research. These tools facilitate the assessment of vegetation health, biomass, phenological patterns, and land-use dynamics.

Precision agriculture integrates botanical expertise with digital technologies to optimize practices such as irrigation, fertilization, and pest management, thereby improving crop productivity while minimizing environmental impacts.

### **Opportunities in Botanical Sciences**

#### **1. Climate-Resilient Crop Development**

Advances in genomics, phenotyping, and biotechnology offer opportunities to develop crops that can withstand climate extremes. Identification of stress-resilient genes and traits enables the breeding of future-ready crop varieties essential for global food security

#### **2. Conservation Botany and Biodiversity Restoration**

Modern tools such as DNA barcoding, phylogenomics, and digital herbariums enhance species identification, classification, and conservation planning. Botanical research plays a vital role in ecosystem restoration, afforestation, and conservation of endangered species.

#### **3. Medicinal Plants and Phytochemical Research**

Plants remain a major source of therapeutic compounds. Advances in metabolomics and biotechnology facilitate the discovery and production of bioactive secondary metabolites. Medicinal botany offers vast opportunities for drug discovery, herbal medicine development, and pharmaceutical applications.

#### **4. Plant–Microbe Interactions and Soil Health**

Research on plant–microbe interactions has revealed the importance of rhizosphere microorganisms in plant nutrition, growth promotion, and stress tolerance. Harnessing beneficial microbes offers sustainable alternatives to chemical fertilizers and pesticides.

#### **5. Interdisciplinary Approaches in Modern Botany**

Modern botanical research is inherently interdisciplinary, integrating ecology, biotechnology, environmental science, data science, and engineering. Such convergence enhances the ability of botany to address complex global issues and supports the achievement of Sustainable Development Goals (SDGs), particularly those related to food security, climate action, and biodiversity conservation.

## **Future Directions of Botanical Research**

Future botanical research is expected to focus on:

- AI-guided plant breeding and crop modeling
- Synthetic biology and engineered plant systems
- Space botany and plant growth under extreme environments
- Customized plant micro biomes for sustainable agriculture

These directions highlight the expanding role of botany beyond traditional boundaries

## **Conclusion**

Botany in the twenty-first century stands at a critical intersection of science, technology, and sustainability. While the discipline faces substantial challenges arising from climate change, biodiversity loss, and food insecurity, rapid advances in genomics, biotechnology, digital tools, and interdisciplinary research present unprecedented opportunities. By embracing these innovations, botanical sciences can make decisive contributions to sustainable development, environmental conservation, and human well-being. Strengthening botanical research, fostering interdisciplinary collaboration, and integrating scientific knowledge with policy and societal needs will be essential for addressing global challenges and ensuring a resilient future for both natural ecosystems and human societies, education, and policy integration will be essential to fully realize the potential of plant science in the modern era.

## **References**

1. Tuncel, A., Pan, C., Clem, J. S., et al. (2025). CRISPR–Cas applications in agriculture and plant research. *Nature Reviews Molecular Cell Biology*, 26, 419–441. <https://doi.org/10.1038/s41580-025-00834-3> — review on gene editing technologies and applications in plants.
2. Integrating AI in plant science: A review of applications and future prospects. (2025). *Plant Gene*, 44, 100542. — Comprehensive review of AI technologies and future directions in plant research.
3. Murmu, J. et al. (2024). Omics and machine learning in plant defense. *Frontiers in Plant Science*, 10.3389/fpls.2024.1292054 — explores AI/ML integration in plant genomic studies.
4. Abdelaal, M. et al. (2025). Integrated approaches for abiotic stress resilience: PGPMs, CRISPR, and AI. *Science Direct review*. — discusses systems-level strategies combining microbes, genome editing, and AI.
5. Climate change challenges, plant science solutions. (2022). *The Plant Cell (Oxford Academic)*. — discusses climate change impacts on plants and strategies for resilience.
6. Munaweera, T. I. K., Jayawardana, N. U., Rajaratnam, R., & Dissanayake, N.

- (2022). Modern plant biotechnology as a strategy in addressing climate change and attaining food security. *Agriculture & Food Security*, 11, 26. — review of plant biotech strategies for climate adaptation and food security.
7. Prospects for synthetic biology in 21st century agriculture. (2024). *Journal of Genetics and Genomics*, 52(8), 967–986. — overview of synthetic biology applications for sustainable plant systems.
  8. Chen, K., Wang, Y., Zhang, R., Zhang, H., & Gao, C. (2019). CRISPR/Cas genome editing and precision plant breeding in agriculture. *Annual Review of Plant Biology*, 70, 667–697. — seminal review on CRISPR technologies in crop improvement.
  9. Twenty-first century botany. (2017). *Nature Plants*, 3, 681. — classic perspective on plant sciences evolving to meet modern global challenges.
  10. Saravanan, K. R., Vennila, S., Suganthi, S., & Bhuvaneshwari, R. (2021). Genomic Innovations in Sustainable Agriculture: Plant breeding and genetic advancements. *Plant Science Archives* — review on genomic methods for sustainable agriculture.

# Green Technologies and Climate-Smart Innovations

<sup>1</sup>Aswini M

<sup>2</sup>Dr. S. Muthurajan

<sup>1</sup>Research Scholar, Department of Electrical and Electronics Engineering, AMET University, Kanathur, Chennai-603112

<sup>2</sup>Assistant Professor, Department of Marine Engineering, AMET University, Kanathur, Chennai-603112

Email: [aswinifalls@gmail.com](mailto:aswinifalls@gmail.com)

Article DOI Link: <https://zenodo.org/uploads/18663234>

DOI: [10.5281/zenodo.18663234](https://doi.org/10.5281/zenodo.18663234)

## Abstract

Green Technologies and Climate-Smart Innovations is a paradigm shift that is synergistic in dealing with the complex climate crisis, combining more efficient renewable energy systems, precision agriculture, the use of carbon capture utilization and storage (CCUS), smart urban infrastructure, and nature-based solutions to provide concomitant reduction of emissions, greater adaptive resilience and socioeconomic prosperity in a world that is resource-constrained. This chapter offers a thorough study of how they evolved in the 1970s oil crises triggering solar and wind pioneers to the mature trillion-dollar ecosystem of 2026 with breakthroughs such as perovskite tandem solar cells with over 33 percent efficiency and solid state batteries with twice the energy densities of 600 Wh/kg and AI-based multispectral drones to halve fertilizer use in 50 percent of the coastal rice belts of Tamil Nadu have reduced the levelized costs of energy (LCOE) On the foundation of empirical evidence provided by IRENA, IPCC AR6, and MNRE country reports on India we break down core technologies: hybrid solar-wind microgrids with 100 GW of national power needs, CRISPR edited drought-resistant crops with protective effect on 10 million of farmers, direct air capture (DAC) with 100 times geothermal integration and blockchain-authenticated green bond issuance with 1 trillion issuance cap to de-risk deployments. The uses of sector include agriculture (40 percent water savings through IoT irrigation), transport (2 million annual EVs through FAME-III), industry (70 percent steel recycling through electric arc furnaces) and cities (V2G fleets as 100 GW virtual plants). It promises 20 GtCO<sub>2</sub> reduction by 2030, 40 million employment opportunities and 7 economic multipliers of each invested dollar in prevented catastrophes of 2.9 trillion per year. Problems such as supply

of rare earths becomes a choke point and initial capital is offset with policy levers of carbon pricing at 150/t, PLI schemes of 50 billion FDI and WTO TRIPS of flexibilities on tech transfer is ensuring equitable Global South leapfrogging and India of 500 GW non-fossil promise. Tirupporur wind farm and Odisha resilient rice case studies highlight the importance of scalable routes that lead to a clarion call of a quantum materials, fusion and space solar net-negative futures code of R&D in the tune of a \$4 trillion/decade.

**Keywords:** Green technologies, climate-smart innovations, renewable energy, precision agriculture

## **Introduction**

In a time where climate change is inflicting yearly losses in the world amounting to \$300 billion in the form of increased cyclones smashing Tamil Nadu 1,076 km coastline, extended droughts reducing rice production by 15-20 per cent in the Cauvery delta and urban heat islands raising the temperatures of Chennai by 4deg C above rural standards Green Technologies and Climate-Smart Innovations are twin rays of hope. Integrating progressive engineering with adaptive resiliency to recycle the environmental path of humanity to sustainability and fairness. Green technologies are now down to \$0.02/kWh when-to-able solar LCOE, which will make solar photovoltaics with tandem cells available globally, with 50 million off-grid Indian households powered by rooftop microgrids by 2025. This is enhanced by climate-smart innovations, which combine intelligence: IoT sensors that reduce water in agriculture by 40 percent, direct air capture facilities sequestration of MtCO<sub>2</sub> at \$100/ton pathways, blockchain-ledgers, and confirmation of green bonds exceeding \$1 trillion of issues. This is all planned to provide triple victories in mitigation (12 GtCO<sub>2</sub> reductions by 2030), adaptation (resilient crops against 2degC warming) and productivity (20% yields increases to 500 million smallholders). Fourth in the 1973 oil crisis renewable awakening and fifth under the 2015 Paris Accord NDCs Santa Clauses India pledges 45 percent drop in their emissions intensity, and this chapter analyses the technical pillars of this pledge, applications in sectors such as Tirupporur, wind farms, and Chennai, EVs fleets, implementing economic multipliers (7 returns per dollar invested) and policy needs such as enhancing carbon cess to Rs 8000/ton, this chapter critically examines the technical components of their In the context of January 2026 geopolitical changes, such as the President Trump clean tech export spurt, these paradigms point to a regenerative paradigm with innovation transforming scarcity into abundance strengthening vulnerable places, and globalizing the supply chains to a 1.5degC prosperity with green supply chains. Green Technologies and Climate-Smart Innovations is a breakthrough convergence of scientific progress, engineering expertise and policy-based

demands designed to curb the existential danger of climate change with the creation of sustainable economic development in an ever more resource-starved world. In its most fundamental definition, these paradigms are a wide range of technologies such as the renewable energy systems based on the future-friendly technologies as advanced photovoltaic cell development and the offshore wind farms as well as the precision farming tools, which utilize the IoT sensors and AI-based predictive analytics, which contribute to reduction of greenhouse gas emissions, but also improve resilience to climate variability, such as sporadic monsoon, increased sea levels, and intensive heatwaves. Especially applicable in places such as the Tamil Nadu where the coastal vulnerabilities add to the risks. The history of green technologies can be followed to the 1970s energy crises which led to early investments in solar and wind, but it was the 2015 Paris Agreement and following national commitments, such as the 500 GW non-fossil fuels target of India, that made these technologies scale exponentially with global green investment of over 1.5 trillion a year by 2025 and breakthroughs in materials science such as perovskite tandem cells with over 33% efficiency. Climate-smart innovations build on this by incorporating adaptive approaches like drought-resistant crops designed through gene-editing that institutions like ICAR-NRRI have developed; blockchain-verified carbon credits and nature-based solutions like mangrove planting to protect the coastline; and make sure that the implementation of technologies keeps pace with socioeconomic equity, biodiversity conservation and the UN Sustainable Development Goals, thus creating a holistic approach on which the innovations will not only drive the environmental redemption but also alternative energy provision to underserved populations. The chapter is a deep-dive into these interconnections and gives a blueprint in which researchers, policymakers and practitioners can rely on during the transition to a low-carbon future. Highlighted by real-life examples of the success of climate-smart technologies in India and the facts related to the metrics of the return on investment that reveal that every dollar spent on climate-smart technologies provides up to 7 of the economic opportunities in terms of the costs that avoid disasters and the high degree of productivity.

### **Historical Foundations**

The origin of green technologies can be well traced to the twin oil shocks of 1973 and 1979 that revealed the vulnerability of the fossil fuel dependence and spawned the first attempts of alternative energy when NASA first developed solar arrays and the wind turbine cooperatives of Denmark first opened the door to the current 900 GW of global wind energy. At the same time, the idea of climate-smart first appeared in the late 1990s with the Clean Development Mechanism of the UNFCCC developing to complex schemes in the 2010s with the Climate-Smart Agriculture initiative of the World Bank that highlighted triple

wins in productivity, adaptation and mitigation, such as the Great Green Wall project of Africa that reclaimed 100 million hectares of degraded land. In India, the National Action Plan on Climate Change (2008) was a turning point in the adoption of green tech into initiatives such as the National Solar Mission that had increased installed capacity by over 100 GW by 2025 starting at 2.6 GW in 2014. The use of policy innovations, e.g. Production Linked Incentive (PLI) programmes, de-risked production, and brought in foreign direct investment of 50 billion dollars, as a demonstration of how past experiences can shape current strategy in the context of hastening climate programs.

### Renewable Energy Spectrum

Renewable energy technologies form the bedrock of green innovation with solar photovoltaics leading the charge through bifacial panels and floating solar farms that have revolutionized land-scarce regions like Tamil Nadu's reservoirs, achieving levelized costs as low as \$0.02/kWh and enabling hybrid systems that integrate PV with pumped hydro for 24/7 dispatchability.



**Fig1: Global Renewable Capacity Growth (solar, wind, hydro 2010-2030 projections)**

Wind energy has similarly matured, with 15 MW offshore turbines harnessing higher wind speeds at hub heights exceeding 150 meters, contributing to Europe's 280 GW capacity and India's 50 GW onshore push, bolstered by innovations like recyclable blades to address end-of-life waste. These advancements are amplified by geothermal binary cycle plants tapping low-temperature resources and ocean energy converters like wave buoys, collectively poised to supply 90% of global electricity by 2050 per IRENA projections, while digital twins and machine learning optimize yield forecasting to minimize curtailment and grid instability.

### Energy Storage Breakthroughs

Energy storage innovations have dismantled the intermittency barrier of renewables, with lithium-iron-phosphate (LFP) batteries dominating at 60% market share due to their safety and cobalt-free chemistry, scaling to grid packs over 1 GWh as seen in China's 16 GWh annual production, while solid-state electrolytes promise 500 Wh/kg densities for electric aviation. Flow batteries, leveraging vanadium or organic chemistries, offer unlimited cycles for long-duration storage (8+ hours), ideal for seasonal balancing, and compressed air energy storage (CAES) hybrids with renewables achieve 70% round-trip efficiency in projects like Hydrostor's trials. Hydrogen emerges as the ultimate vector, with green electrolysis costs falling to \$1.5/kg via PEM electrolyzers, enabling sector-coupling in steelmaking and ammonia production, where 10% of global hydrogen demand shifts to clean sources by 2030 could avert 6 GtCO<sub>2</sub> annually.

Storage Type	Energy Density (Wh/kg)	Cycle Life	Cost Trajectory (\$/kWh by 2030)
LFP Battery	200-300	6,000+	40
Solid-State	400-600	10,000+	60
Vanadium Flow	N/A (volume-based)	Unlimited	100
Green H2	Variable (system)	Infinite	1-2/kg H2

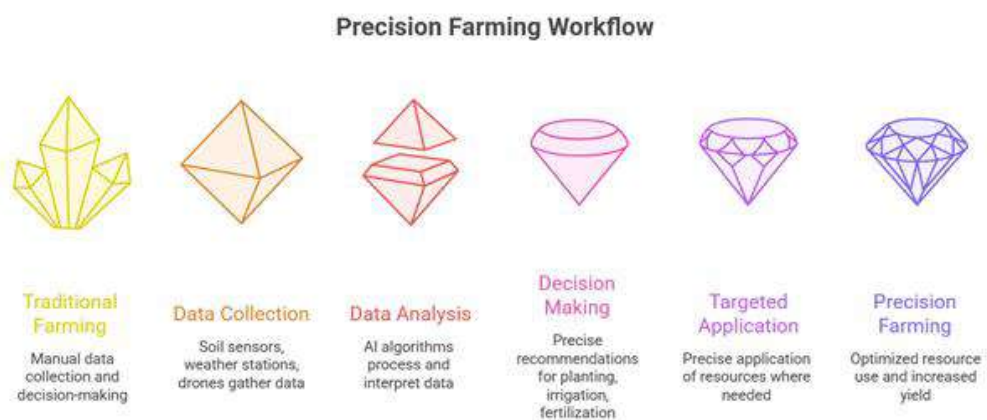
**Battery storage technologies ranked by cost per kWh.**



**Fig 2: Battery Storage technologies ranked by cost per kWh**

## Precision Agriculture Revolution

Precision agriculture embodies climate-smart excellence, deploying multispectral drones for real-time crop health monitoring via NDVI indices, reducing pesticide use by 30% and nitrogen runoff by 50% as demonstrated in Tamil Nadu's delta rice fields, where variable-rate applicators guided by satellite data boost yields 20-25%. Soil moisture probes integrated with edge AI enable deficit irrigation, conserving 40% water in water-stressed Indo-Gangetic plains, complemented by CRISPR-edited crops resistant to submergence and salinity India's flood-tolerant rice varieties safeguarding 10 million farmers. Livestock tech like rumen sensors and methane inhibitors cut enteric emissions 20%, while digital marketplaces via apps like Kisan Suvidha democratize access to resilient seeds and insurance.



**Fig3: Precision Farming Ecosystem (Workflow)**

## Carbon Capture and Utilization

Direct air capture (DAC) plants like Climeworks' Orca scaling to 36,000 tCO<sub>2</sub>/year capture embody utilization frontiers, mineralizing CO<sub>2</sub> into aggregates or fuels via Sabatier reactions, with costs projected at \$100/t by 2030 through modular designs and geothermal heat integration. Bioenergy with CCS (BECCS) leverages switchgrass plantations for negative emissions up to 5 Gt/year globally, while point-source capture in cement kilns responsible for 8% of emissions uses oxyfuel combustion for 90% purity streams. Emerging photoelectrochemical cells split water and CO<sub>2</sub> simultaneously, producing syngas for e-fuels, positioning CCU as a bridge to net-zero industries.

## Smart Urban Infrastructure

Smart cities orchestrate green transitions through 5G-enabled sensor constellations optimizing district heating, where AI predicts demand to slash losses 15%, as in Singapore's digital twins simulating urban heat islands for green roof placements cooling surfaces 5°C. EV smart charging via vehicle-to-grid

(V2G) balances peaks, with bidirectional chargers turning fleets into 100 GW virtual power plants, while automated waste sorting with hyperspectral imaging achieves 95% recycling rates, transforming megacities like Chennai into circular economies.

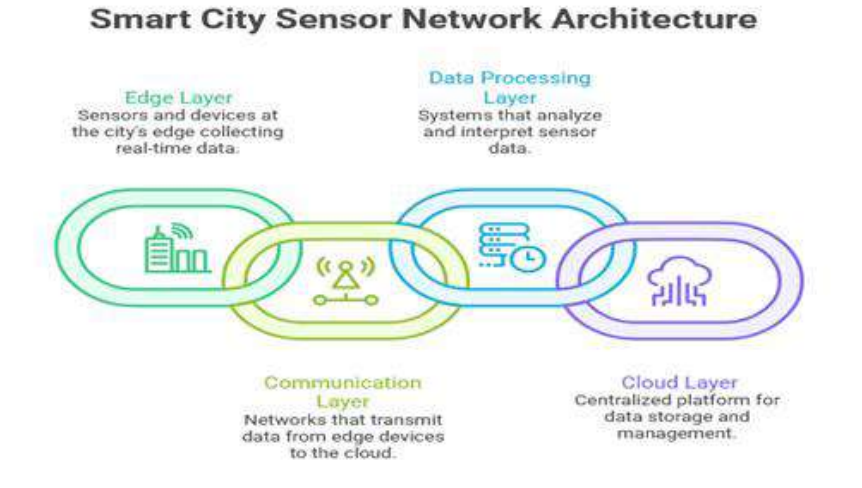


Fig 4: Smart City Sensor Network

### Transport Electrification Pathways

Electrification cascades across transport modes, with India's FAME-III scheme deploying 2 million EVs annually, solid-state batteries enabling 800 km ranges in sedans, and hydrogen fuel-cell buses in Delhi emitting zero tailpipe pollutants while refueling in 5 minutes. Hyperloop pods and eVTOL air taxis promise high-speed low-emission mobility, reducing aviation's 2.5% emissions share through blended wing bodies and sustainable aviation fuels from algal oils, with global fleet turnover averting 10 GtCO<sub>2</sub> by 2040.

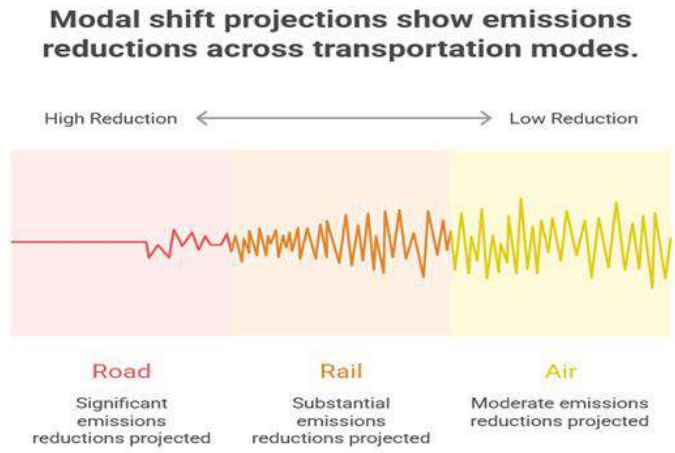


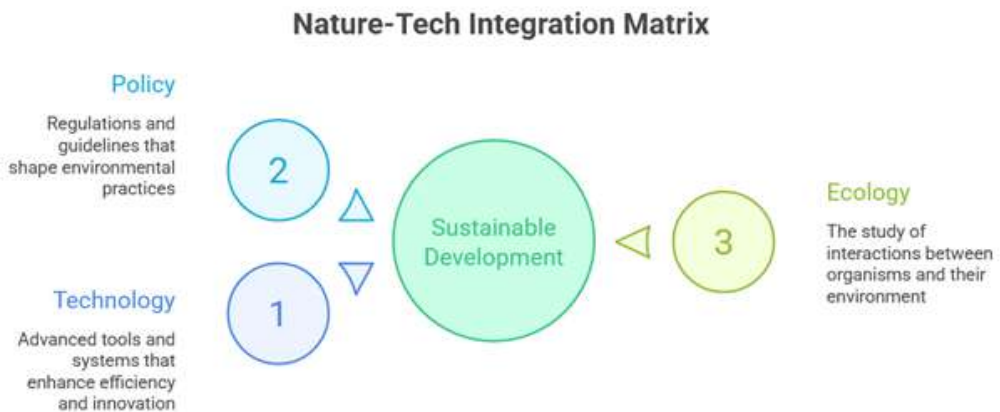
Fig 5: Modal Shift Projections (Road, rail, air emissions reductions 2025-2050)

### Industrial Decarbonization Strategies

Heavy industry decarbonizes via electric arc furnaces recycling 70% steel scrap and plasma torches gasifying waste into syngas, slashing cement emissions 50% through clinker substitutes like calcined clays. Digital twins model process heat electrification with resistive elements hitting 1,200°C, while CCU loops produce methanol from captured CO<sub>2</sub>, fostering circular material flows where 80% of plastics become feedstocks by 2035.

### Biodiversity and Nature Synergies

Climate-smart innovations harmonize with ecosystems, deploying AI acoustic monitors for poacher detection in Western Ghats reserves and drone-seeded native species restoring 1 million hectares yearly. Blue carbon credits from seagrass meadows in Palk Bay sequester 20x more than forests per hectare, integrated with parametric insurance payouts triggered by satellite deforestation alerts.



**Fig 6: Nature-Tech Integration Matrix (Synergies across tech, policy, ecology)**

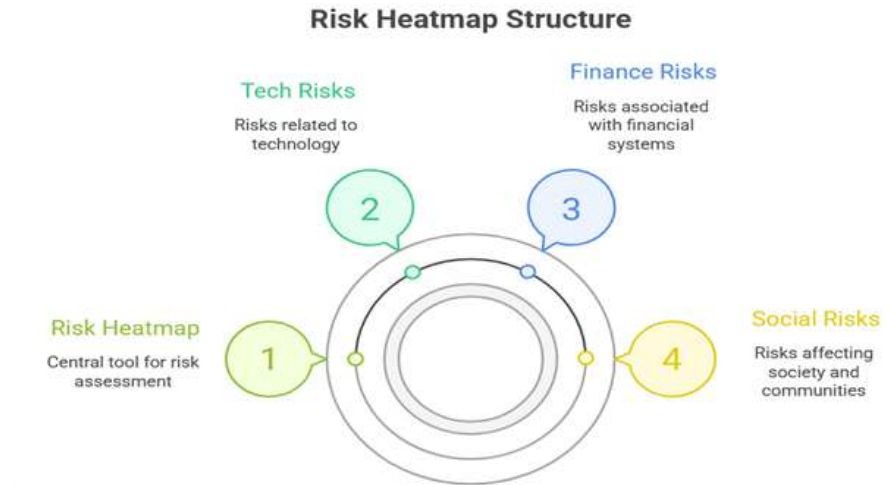
### Economic and Policy Enablers

Carbon pricing mechanisms like EU ETS (€100/t in 2026) and India's escalating cess (Rs 8,000/t implicit) internalize externalities, channeling \$100 billion yearly into green R&D, with green bonds topping \$1 trillion issuances for bankrolling utility-scale projects. Public-private partnerships under ISA facilitate tech transfer, yielding 15% IRR on solar hybrids while skill programs like Surya Mitra train 100,000 youth annually.

### Challenges and Risk Mitigation

Deployment hurdles include supply chain chokepoints for rare earths in wind magnets, addressed by recycling mandates achieving 90% recovery, and grid inertia overcome by HVDC interconnectors spanning 3,000 km. social

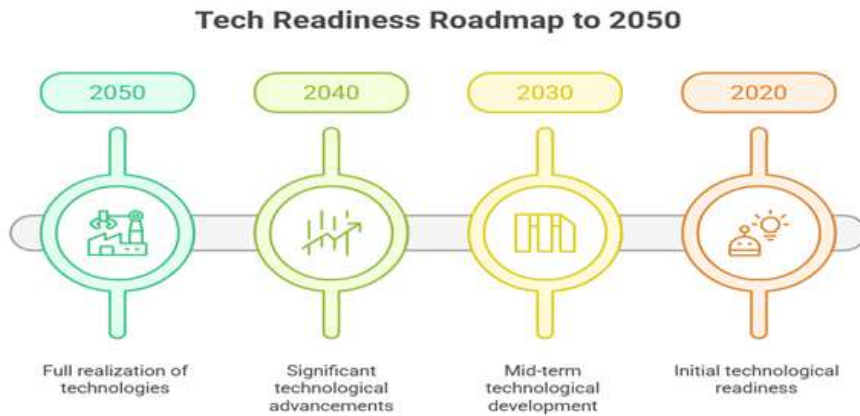
acceptance grows via community solar models sharing 20% ownership, mitigating NIMBYism in high-density Tamil Nadu.



**Fig 7: Risk Heatmap (Tech, finance, social risks by sector)**

### Future Innovation Frontiers

Quantum computing accelerates battery material discovery screening  $10^{12}$  candidates daily, while synthetic biology engineers microbes fixing nitrogen without Haber-Bosch's 2% global energy draw. Space-based solar power beaming microwaves could supply baseload 2 GW/km<sup>2</sup>, ushering gigaton-scale mitigation by 2040.



**Fig 8: Tech Readiness Roadmap (TRL progression to 2050)**

### Conclusion

Green Technologies and Climate-Smart Innovations have emerged as indispensable pillars in humanity's response to the climate crisis, weaving together cutting-edge advancements in renewable energy, precision agriculture,

carbon capture and smart infrastructure to forge a resilient and low-carbon future that balances environmental imperatives with socioeconomic prosperity. Throughout this chapter, we have traced their historical evolution from nascent 1970s experiments to 2026's trillion-dollar global ecosystem where solar efficiencies surpassing 33%, solid-state batteries doubling energy densities and AI-orchestrated urban systems are slashing emissions by gigatons annually while boosting yields in vulnerable regions like Tamil Nadu's coastal belts demonstrating tangible triple wins in mitigation, adaptation and productivity that align seamlessly with India's 500 GW non-fossil target and the Paris Agreement's 1.5°C trajectory. These innovations not only avert projected \$2.9 trillion in annual disaster losses by 2030 but also catalyze 40 million green jobs worldwide, democratizing energy access through microgrids and blockchain-verified credits that empower smallholder farmers in Tirupur-like locales to thrive amid erratic monsoons. Yet, realizing their full potential demands transcending current barriers via bold policy fusion escalating carbon pricing to \$150/t scaling international tech transfers under WTO flexibilities and investing \$4 trillion yearly in R&D frontiers like quantum materials and space solar to unlock a virtuous cycle where innovation begets innovation, ensuring equitable transitions that leave no community behind. As we stand at this pivotal juncture in January 2026 with President Trump's re-election underscoring renewed U.S. leadership in clean tech exports the path forward is clear. Decisive, collaborative action today will secure a sustainable tomorrow, transforming existential threats into opportunities for a verdant, thriving planet.

### ***References***

1. World Scientific Publishing. (2023). *Climate-Smart Innovation: Advances in Entrepreneurial Ecosystems*. <https://www.worldscientific.com/worldscibooks/10.1142/13082>
2. PreventionWeb. (n.d.). *An Introduction to ICT, Climate Change and Green Growth*. [https://www.preventionweb.net/files/47535\\_primer4ictclimatechange.pdf](https://www.preventionweb.net/files/47535_primer4ictclimatechange.pdf)
3. Springer Professional. (2023). *Green Technological Innovation for Sustainable Smart Societies*. <https://www.springerprofessional.de/en/green-technological-innovation-for-sustainable-smart-societies/19658312>
4. WIPO. (2025). *Green Technology Book Series*. <https://www.wipo.int/en/web/green-technology-book>
5. WIPO. (2023). *Green Technology Book: Solutions for Climate Change*. <https://www.wipo.int/edocs/pubdocs/en/wipo-pub-1080-2023-en-green-technology-book.pdf>

6. ScienceDirect. (2022). Innovation and Climate Change: A Review and Introduction.  
<https://www.sciencedirect.com/science/article/pii/S0166497222001596>
7. PMC. (2023). Climate-Smart Irrigation and Responsible Innovation in South Asia. <https://pmc.ncbi.nlm.nih.gov/articles/PMC10654288/>
8. BookChapter.org. (n.d.). Smart Technologies and Green Transformation. [https://bookchapter.org/kitaplar/Sustainability\\_in.pdf](https://bookchapter.org/kitaplar/Sustainability_in.pdf)
9. ICAR-NRRI. (2023). Climate-Smart Agricultural Technologies for Rice Production. <https://icar-nrri.in/wp-content/uploads/2023/05/Climate-Smart-Agricultural-Tech.pdf>

# Energy Technologies and Renewable Innovations

<sup>1</sup>**R. Deivanayaki**

<sup>2</sup>**Dr. S. Muthurajan**

<sup>1</sup>Research Scholar, Department of Electrical and Electronics Engineering, AMET University, Kanathur, Chennai-603112

<sup>2</sup>Assistant Professor, Department of Marine Engineering, AMET University, Kanathur, Chennai-603112

**Email:** [deivanayakiphd@ametuniv.ac.in](mailto:deivanayakiphd@ametuniv.ac.in)

*Article DOI Link:* <https://zenodo.org/uploads/18663279>

*DOI:* [10.5281/zenodo.18663279](https://doi.org/10.5281/zenodo.18663279)

## Abstract

This chapter explores the latest advancements in energy technologies with a focus on renewable innovations that are transforming the global energy landscape. It reviews current and emerging renewable energy sources such as solar, wind, bioenergy, hydro, and geothermal power, alongside innovations in energy storage, smart grids, and energy efficiency. The chapter also discusses the challenges and opportunities associated with integrating renewable technologies into existing energy systems and highlights policy frameworks and research trends driving sustainable energy transitions worldwide.

## Introduction

Global energy demand continues to surge due to population growth, urbanization, and industrialization, reaching approximately 620 exajoules in 2025, a 2% increase from the prior year. Fossil fuels still supply over 80% of global energy, driving record-high CO<sub>2</sub> emissions of 37.8 gigatons in 2025 and intensifying climate change, extreme weather, and biodiversity loss. These trends underscore urgent environmental concerns that demand a rapid shift away from carbon-intensive sources.

Transitioning to renewable energy technologies is essential for sustainability. Renewables such as solar, wind, and hydropower generated over 30% of global electricity in 2025, with solar photovoltaic costs falling 89% since 2010. This evolution boosts energy security, supports 13 million jobs worldwide, and spurs innovations in battery storage and smart grids.

This chapter examines energy technologies and renewable innovations through the lens of science, technology, and innovation research. Its objectives are to: (1) assess key renewable technologies and their performance metrics; (2) highlight

breakthroughs like perovskite solar cells and green hydrogen production; (3) address integration hurdles and policy frameworks; and (4) propose research pathways toward net-zero emissions by 2050.

### Renewable Energy Technologies

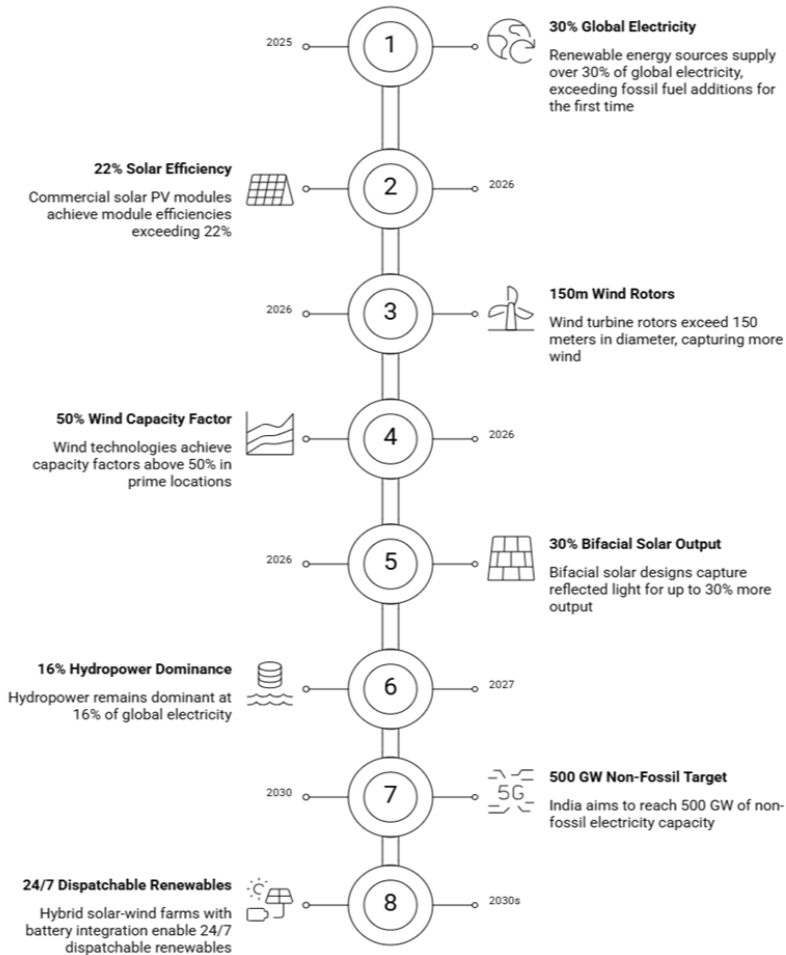
Renewable energy technologies harness naturally replenishing resources to generate power with minimal environmental impact. Key types include solar photovoltaic (PV) systems, onshore and offshore wind turbines, hydropower plants, geothermal facilities, biomass converters, and emerging ocean energy systems, each advancing rapidly through efficiency gains and cost reductions.

Solar PV leads growth, converting sunlight directly into electricity with module efficiencies exceeding 22% in commercial panels by 2026, while bifacial designs capture reflected light for up to 30% more output. Wind technologies feature larger rotors over 150 meters in diameter and floating offshore platforms tapping deeper waters, achieving capacity factors above 50% in prime locations. Hydropower remains dominant at 16% of global electricity, enhanced by pumped storage for grid stability, whereas geothermal and biomass provide baseload reliability through heat extraction and organic waste conversion.

These technologies collectively supplied over 30% of global electricity in 2025, outpacing fossil additions for the first time, driven by policies like India's 500 GW non-fossil target by 2030. Innovations such as hybrid solar-wind farms with battery integration address intermittency, enabling 24/7 dispatchable renewables essential for net-zero transitions.

Technology	Key Mechanism	Global Capacity (2025, GW)	Efficiency/Strengths
Solar PV	Photovoltaic effect	~1,600	20-25%; scalable, low-cost
Wind (On/Offshore)	Kinetic energy to generator	~1,000	40-60%; high yield in clusters
Hydropower	Water flow through turbines	~1,300	90%; dispatchable storage
Geothermal/Biomass	Heat/organic combustion	~100 combined	Baseload; waste utilization

### Key Milestones in Renewable Energy Development



### Solar Energy

Solar energy harnesses sunlight through photovoltaic (PV) cells and thermal systems, offering scalable, zero-emission power. By 2026, PV dominates with global capacity exceeding 1,600 GW, driven by plummeting costs down 89% since 2010 and grid parity in most regions.

### Photovoltaic (PV) Advancements

PV technology has surged with high-efficiency cells like TOP Con (22-24% efficiency) and heterojunction (HJT, 23-25%), enabling compact installations. Bifacial panels capture light from both sides for 20-30% extra yield, while AI-integrated smart PV optimizes output via real-time tracking and predictive maintenance. Tandem designs layer materials for lab efficiencies over 30%, nearing commercial scale.

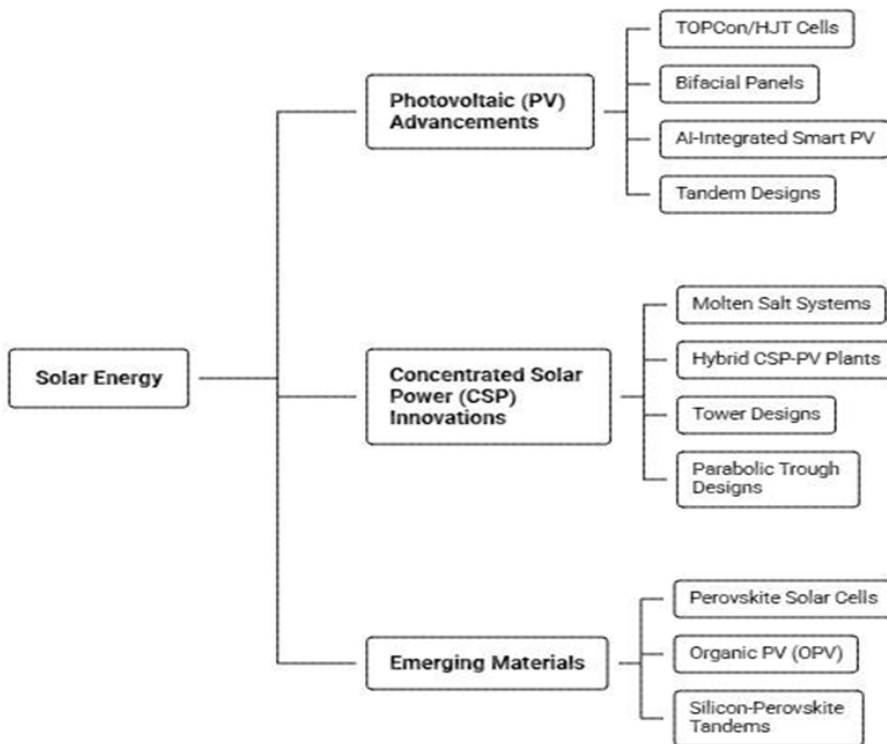
### Concentrated Solar Power (CSP) Innovations

CSP uses mirrors to focus sunlight for steam-driven turbines, providing dispatchable power with storage. Advances include advanced molten salt systems retaining heat beyond 12 hours and hybrid CSP-PV plants boosting capacity factors to 60%. Tower and parabolic trough designs now achieve 40%+ thermal efficiency, ideal for industrial heat.

### Emerging Materials

Perovskite solar cells promise 25-28% efficiencies at low cost, with flexibility for curved surfaces and low-light performance. Organic PV (OPV) enables lightweight, semi-transparent films for building-integrated applications, though stability remains a focus. Silicon-perovskite tandems target 30%+ modules by 2030.

## Solar Energy Technologies and Innovations



<b>Technology</b>	<b>Efficiency Range</b>	<b>Key Innovation</b>	<b>Application Strength</b>
TOPCon/HJT PV	22-25%	Low-light gains	Rooftop/utility scale
Bifacial PV	+20% yield	Dual-side capture	High-albedo sites
Perovskite Tandem	25-30%	Spectral splitting	Next-gen modules
CSP with Storage	40% thermal	Thermal dispatch	Baseload power

### **Wind Energy**

Wind energy converts kinetic wind motion into electricity via turbines, providing a mature, scalable renewable source with global capacity surpassing 1,000 GW in 2025. Onshore installations dominate due to lower costs, while offshore expands rapidly in coastal zones for stronger, consistent winds.

#### **Onshore and Offshore Wind Technologies**

Onshore wind thrives in vast land areas with hub heights up to 150 meters accessing higher winds, achieving capacity factors of 35-45%. Offshore technology employs fixed-bottom foundations in shallow waters (<60m) and floating platforms for deeper sites, unlocking 60%+ capacity factors and projects like Hywind Tampen (88 MW). Hybrid onshore-offshore grids enhance reliability across regions.

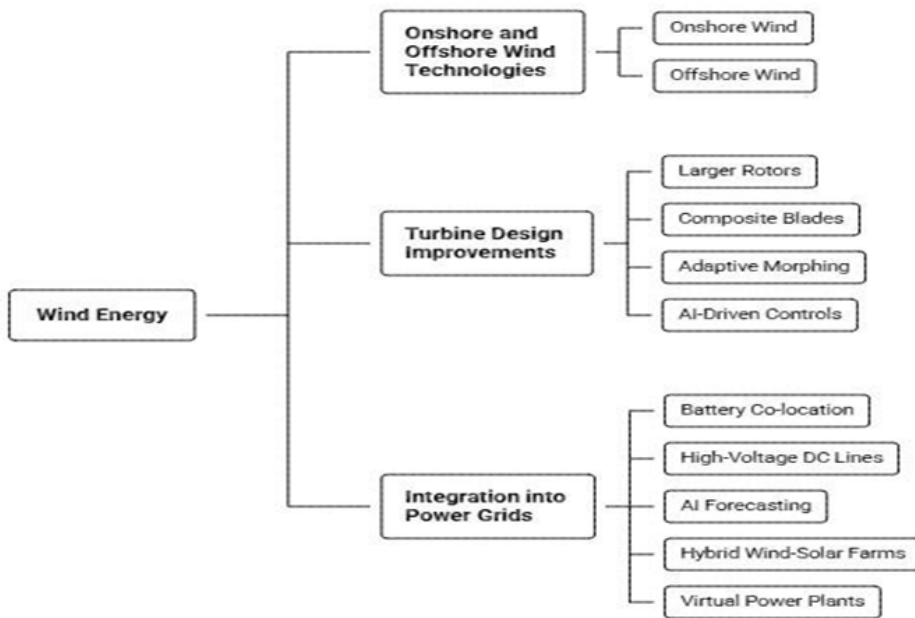
#### **Turbine Design Improvements**

Modern turbines feature larger rotors (over 150m diameter), lightweight composite blades with serrated edges for noise reduction, and adaptive morphing via actuators for real-time wind optimization. AI-driven controls process 500+ data points per turbine every 10 minutes, boosting annual energy production by 5-10% and cutting maintenance costs 25% through predictive analytics. Digital twins simulate performance for rapid prototyping.

#### **Integration into Power Grids**

Wind intermittency requires advanced grid solutions like battery co-location, high-voltage DC lines, and AI forecasting for 95%+ accuracy in output prediction. Hybrid wind-solar farms with storage enable dispatchable power, while virtual power plants aggregate small turbines for grid stability. Policies like India's 500 GW non-fossil target by 2030 accelerate smart grid adoption.

## Wind Energy: Technologies and Integration



Technology	Rotor Diameter	Capacity Factor	Grid Integration Feature
Onshore	100-150m	35-45%	HVDC interconnects
Fixed Offshore	150-200m	45-55%	Subsea cables
Floating Offshore	200m+	50-60%+	Dynamic positioning
Large Turbines	15-20 MW	Optimized AEP	AI predictive control

### Bioenergy

Bioenergy derives from organic materials like plants, agricultural residues, and waste, offering versatile renewable energy through heat, electricity, and fuels. Global bioenergy capacity reached about 150 GW in 2025, contributing baseload power and supporting circular economies via waste valorisation.

### Biomass Conversion Technologies

Direct combustion burns biomass for steam turbines, achieving 20-35% efficiency in modern plants with co-firing reducing emissions. Thermochemical processes like gasification produce syngas for fuels or power (70-80% carbon conversion), while pyrolysis yields bio-oil for upgrading. Biochemical methods, including anaerobic digestion, generate biogas (60% methane) from wet wastes, scalable for farms and municipalities.

**Biofuels from Algae and Waste**

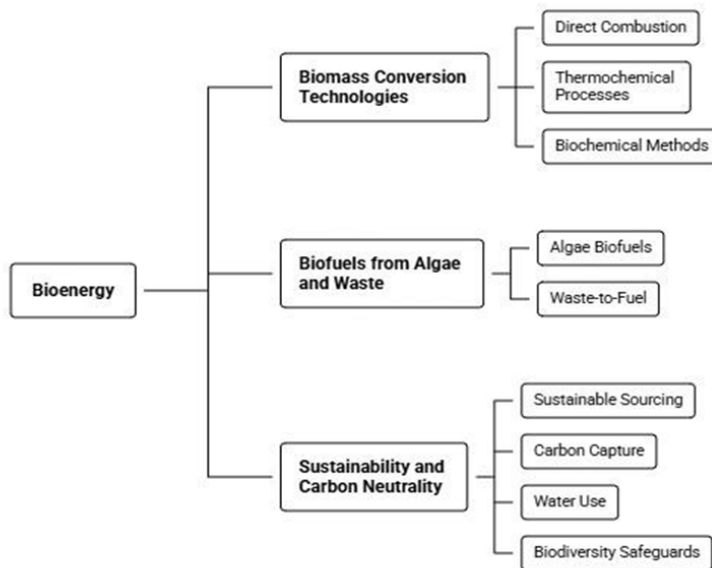
Algae biofuels leverage high lipid content (up to 50%) for biodiesel via extraction, with genetic engineering boosting yields 2-3x over crops; pilot plants hit 10,000 liters/hectare annually. Waste-to-fuel tech converts municipal solid waste and sewage into renewable diesel or sustainable aviation fuel (SAF) through hydrothermal liquefaction, processing non-recyclables at 90% efficiency.

**Sustainability and Carbon Neutrality Considerations**

Bioenergy achieves carbon neutrality if emissions from use equal uptake during growth, but lifecycle analyses stress sustainable sourcing—limiting to residues avoids food-fuel conflicts. Certifications like ISCC ensure low indirect land use change (ILUC <10 gCO<sub>2</sub>/MJ), while carbon capture integration (BECCS) yields negative emissions (-1 ton CO<sub>2</sub>/MWh). Challenges include water use (mitigated by dry-feed systems) and biodiversity safeguards.

Technology	Feedstock	Output	Sustainability Metric
Combustion/Co-firing	Wood/agri-waste	Heat/power	20-35% eff.; low NOx
Gasification/Pyrolysis	Dry biomass	Syngas/bio-oil	70% C conv.; versatile
Anaerobic Digestion	Wet waste	Biogas	90% waste reduction
Algae Biodiesel	Microalgae	SAF/biodiesel	50% lipid; saline tolerant
Hydrothermal Liq.	MSW/sewage	Drop-in fuels	Zero-waste process

**Bioenergy: Sources, Technologies, and Sustainability**



## Hydropower

Hydropower generates electricity from water flow through turbines, remaining the largest renewable electricity source at over 1,300 GW global capacity in 2025, supplying 16% of worldwide power with 90%+ conversion efficiency.

### Small and Large-Scale Hydropower Systems

Small hydropower (up to 10 MW) uses run-of-river designs minimizing reservoirs, ideal for remote areas with low environmental footprints and quick deployment (1-2 years). Large-scale plants (>100 MW) feature reservoirs for storage, enabling peak load balancing and flood control, as seen in Three Gorges (22.5 GW). Pumped storage hydropower (PSH) acts as a giant battery, storing excess renewable energy by pumping water uphill.

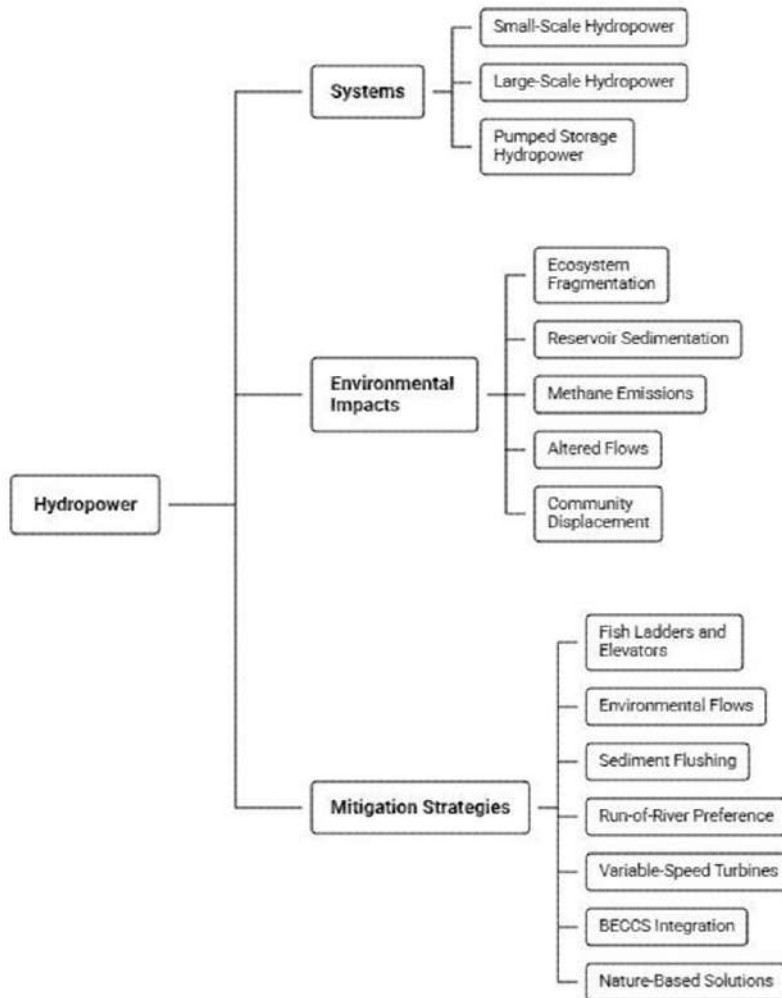
### Environmental Impacts and Mitigation Strategies

Key impacts include ecosystem fragmentation from dams blocking fish migration, reservoir sedimentation reducing capacity 1-2% annually, and methane emissions from submerged vegetation (up to 1% of global GHGs). Altered flows disrupt downstream habitats, while construction displaces communities and floods biodiversity hotspots.

Mitigation encompasses fish ladders and elevators boosting passage rates to 95%, environmental flows (10-30% of natural discharge) mimicking seasonal patterns, and sediment flushing via bypass tunnels. Run-of-river preference, variable-speed turbines minimizing fish mortality (<5%), and BECCS integration achieve net-positive outcomes; nature-based solutions like riparian restoration enhance resilience.

Scale/System	Capacity Range	Key Benefit	Primary Mitigation
Small/Run-of-River	<10 MW	Minimal flooding	Fish passages, e-flows
Large/Reservoir	>100 MW	Storage, peaking	Sediment management
Pumped Storage	100s MW	Grid balancing	AI-optimized operations
Fish-Friendly Turbines	All scales	Reduced mortality	Minimal gap designs

## Hydropower: Systems, Impacts, and Mitigation



### Geothermal Energy

Geothermal energy taps Earth's internal heat for baseload power and direct heating, with global capacity around 16 GW in 2025, providing reliable, weather-independent output at capacity factors over 90%.

### Enhanced Geothermal Systems (EGS)

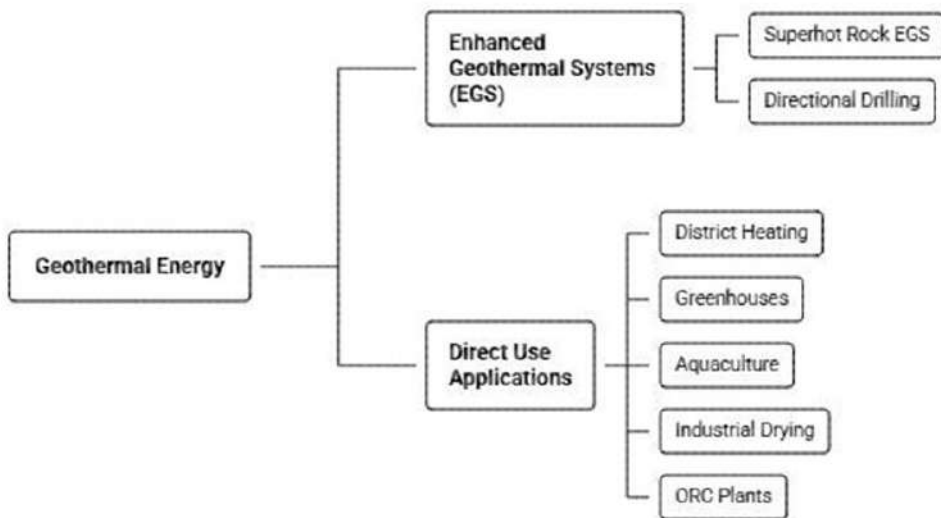
EGS expands access beyond hydrothermal hotspots by injecting water into hot dry rocks (200-300°C at 3-10 km depth), fracturing reservoirs for circulation and electricity generation. Advances include superhot rock EGS targeting 400-500°C for 50%+ efficiency, with pilots like FORGE in Utah demonstrating 5-10 MW

viability. Costs have dropped 30% via directional drilling from oil/gas tech, enabling deployment in 70% of landmasses.

**Direct Use Applications**

Direct geothermal heat supplies district heating, greenhouses, aquaculture, and industrial drying, totaling 245 TWh annually—20% growth since 2020. Low-enthalpy systems (<150°C) heat 873 million m<sup>2</sup> in China alone, while ORC (Organic Rankine Cycle) plants convert low-grade heat to power in Iceland and Indonesia. Integration with data centers and desalination boosts efficiency.

**Geothermal Energy: Harnessing Earth's Internal Heat**



Application	Temperature Range	Global Use (TWh/yr)	Key Advantage
EGS Power	200-500°C	Emerging (80 GW potential by 2050)	Baseload scalability
District Heating	50-150°C	200+	Low emissions
Industrial Process	100-300°C	30	Cost savings 40%
ORC Electricity	80-200°C	3 GW	Waste heat recovery

## **Energy Storage Innovations**

Energy storage systems are critical for balancing intermittent renewables, enabling grid stability and 24/7 clean power. By 2026, global capacity exceeds 1 TWh, with batteries leading deployments alongside emerging hydrogen and thermal solutions.

### **Battery Technologies**

Lithium-ion (Li-ion) batteries dominate with 250-300 Wh/kg energy density and >90% round-trip efficiency, powering EVs and grid projects; LFP variants enhance safety and longevity (5,000+ cycles). Solid-state batteries replace liquid electrolytes with ceramics/polymers for 400+ Wh/kg and reduced fire risk, entering commercial scale (e.g., Toyota pilots). Flow batteries (vanadium/organic) offer 10+ hour discharge and 20-year lifespans, ideal for utility storage without degradation.

### **Hydrogen as an Energy Carrier**

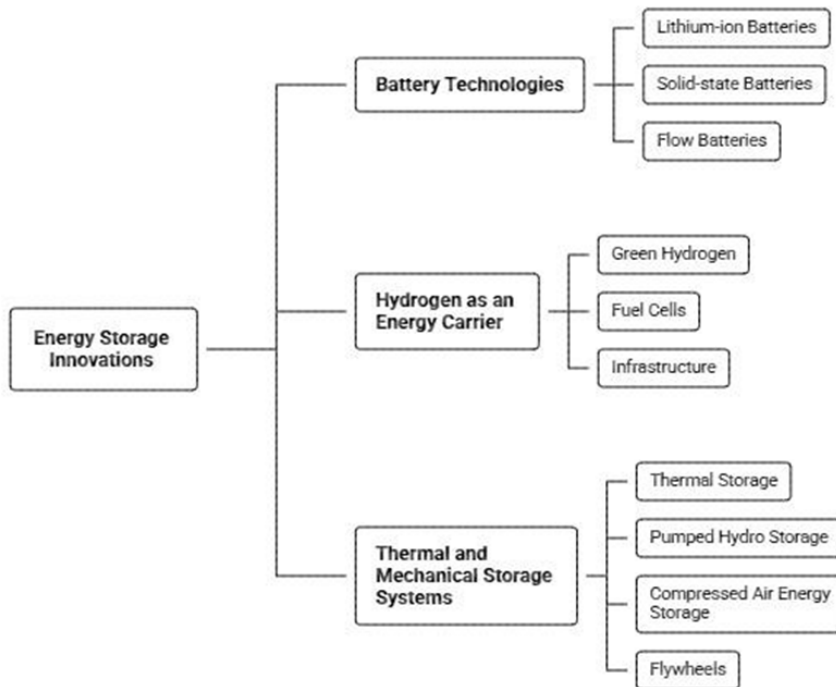
Green hydrogen, produced via electrolysis using renewable electricity, stores energy at 33 kWh/kg with near-zero losses over months. Fuel cells reconvert it to power at 50-60% efficiency, supporting heavy industry, aviation, and seasonal storage; global production hit 10 Mt in 2025. Pipelines and salt caverns enable scalable infrastructure.

### **Thermal and Mechanical Storage Systems**

Thermal storage uses molten salts (565°C, 15+ hours) or phase-change materials for CSP and district heating, achieving 99% self-discharge retention. Pumped hydro storage (94% efficiency, 90% of global capacity) and compressed air energy storage (CAES) provide GW-scale duration, while flywheels deliver seconds-to-minutes bursts for frequency regulation.

<b>Technology</b>	<b>Duration</b>	<b>Efficiency</b>	<b>Scalability</b>
Li-ion Batteries	Hours	90%+	Grid/EV (MWh)
Solid-state/Flow	4-20 hrs	85-95%	Utility (>GWh)
Green Hydrogen	Weeks-Months	40-70%	Industrial
Thermal (Molten Salt)	10-24 hrs	95-99%	CSP/Heat
Pumped Hydro/CAES	Days	70-94%	GW Baseload

## Energy Storage Innovations for Grid Stability



### Smart Grids and Energy Management

Smart grids upgrade traditional power networks with digital intelligence for real-time monitoring, control, and optimization, integrating high shares of renewables. By 2026, over 50 countries have deployed smart meters covering 1 billion consumers, reducing losses by 10-15% and enabling two-way power flows.

### Digitalization of Energy Systems

Digitalization deploys sensors, advanced metering infrastructure (AMI), and phasor measurement units (PMUs) for grid-wide visibility every 4 seconds. SCADA evolves to IEC 61850 standards for substation automation, while 5G/edge computing handles 1 TB data/minute from DERs. Block chain pilots secure peer-to-peer energy trading.

### Demand Response and Distributed Generation

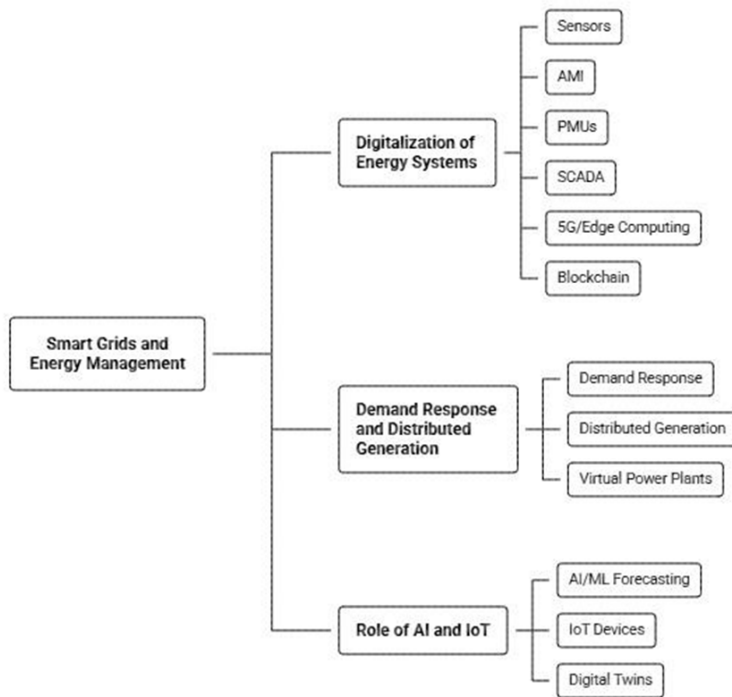
Demand response (DR) shifts loads via incentives, cutting peak demand 20%—e.g., thermostats responding in milliseconds to signals. Distributed generation from rooftop solar (1 TW global) and microgrids forms virtual power plants (VPPs) aggregating 100 GW capacity, balancing supply via automated

curtailment.

### Role of AI and IoT in Optimizing Renewable Integration

AI/ML forecasts renewables with 95% accuracy using weather satellite data, optimizing unit commitment to save \$10B/year in operations. IoT devices (500M+ deployed) enable predictive maintenance, detecting faults 7 days early; digital twins simulate grid scenarios for resilience against cyberattacks and storms.

### Smart Grids and Energy Management: Digitalization and Optimization



Feature	Technology	Benefit	Scale (2026)
Real-time Monitoring	PMUs/IoT	Sub-second visibility	1M+ units
Demand Response	AI Signals	20% peak reduction	1B consumers
VPPs/DER Mgmt	Blockchain/ML	Flexible capacity	100 GW+
Cybersecurity	Edge AI	Zero-trust defense	50+ countries

### Policy, Economics, and Market Dynamics of Renewable Energy

Policy, Economic, and Social Dimensions Renewable energy policies, financing, and social engagement form the backbone for scaling clean technologies to meet net-zero goals. India's Draft National Electricity Policy 2026 targets 2,000 kWh per capita consumption by 2030, aligning with 500 GW non-fossil capacity via incentives and market reforms.

### Renewable Energy Policy Frameworks and Incentives

Frameworks like Renewable Purchase Obligations (RPOs), production-linked incentives (PLI), and viability gap funding (VGF) drive adoption; auctions secured 50 GW solar/wind in 2025 at record-low tariffs (<₹2/kWh). Green hydrogen missions offer ₹4,400 crore subsidies, while REC multipliers and carbon credits prioritize hydro/pumped storage. Standardized net metering and open access reduce barriers for C&I consumers.

### Financing and Investment Trends

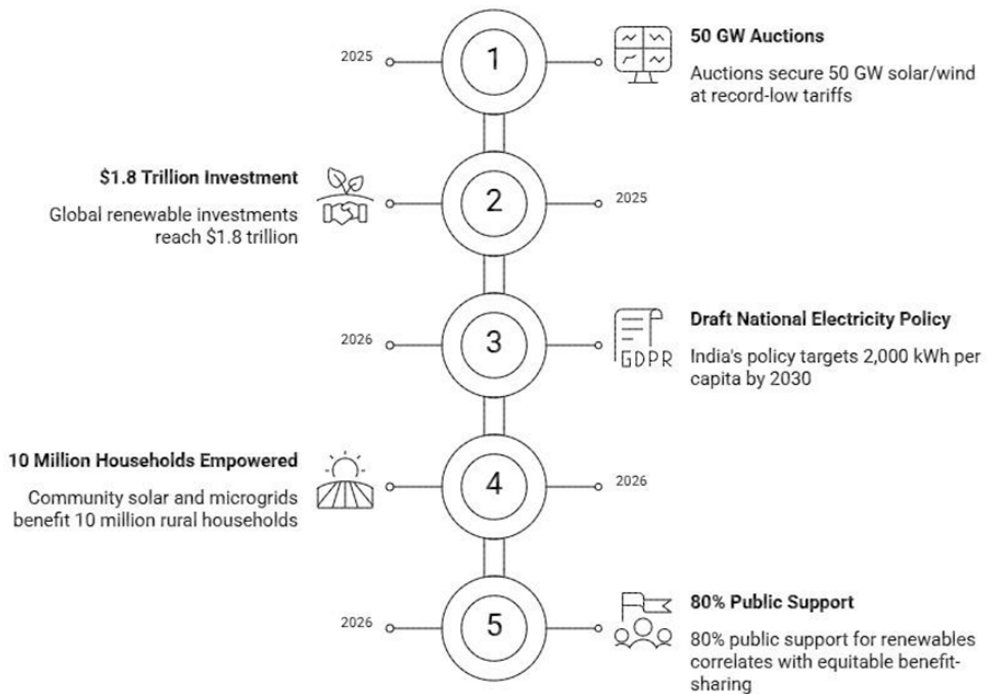
Global renewable investments hit \$1.8 trillion in 2025, with India needing ₹50 trillion by 2032 via green bonds, NaBFID funds, and blended finance. Corporate PPAs and rooftop solar schemes (PM Surya Ghar) channel \$20B annually; declining storage costs enable hybrids, attracting FDI amid 15% sector CAGR.

### Social Acceptance and Community Participation

Community solar models and microgrids empower 10 million rural households, boosting acceptance via 30-50% bill savings and local jobs (1.2 million in India). Peer-to-peer trading and VPPs foster ownership, while education campaigns address land myths; 80% public support correlates with equitable benefit-sharing.

Dimension	Key Mechanism	Impact (India 2026)	Challenge Addressed
Policy	RPOs/PLI	100 GW auctions	Deployment speed
Finance	Green bonds/VGF	₹50T mobilized	Capital gaps
Social	Micro grids/P2P	10M households	Equity/access

## Key Policy, Economic, and Social Milestones in Renewable Energy (India 2026)



### Future Trends and Emerging Technologies in Renewable Energy

Challenges and Future Directions Renewable energy expansion faces technical hurdles, grid constraints, and scalability needs, yet holds immense innovation potential toward net-zero by 2050. Addressing these requires integrated R&D and policy support.

#### Technical and Infrastructural Barriers

Aging grids lack capacity for bidirectional flows from distributed renewables, with transformer shortages delaying 20-30% of projects. Rare earth supply chains for turbines/PV and battery minerals (lithium, cobalt) face geopolitical risks, while land acquisition slows utility-scale deployments.

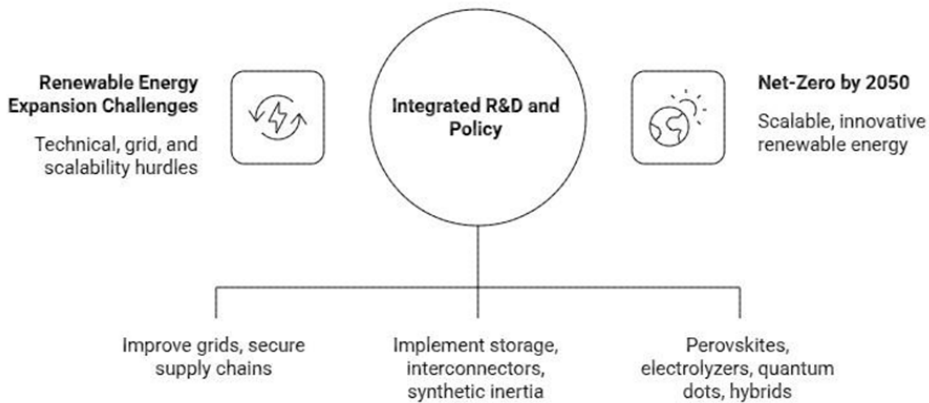
#### Grid Stability and Intermittency Issues

Variable solar/wind output causes duck curve imbalances, risking blackouts without storage; 70% of grids need flexibility upgrades. Solutions include 100 GW batteries by 2030, HVDC interconnectors spanning 1,000+ km, and synthetic inertia from wind farms emulating fossil spinning reserves.

### Research Frontiers and Innovation Potential

Perovskite tandems target 35% PV efficiency, solid oxide electrolyzers cut hydrogen costs 50%, and quantum dots enhance low-light capture. Fusion-geothermal hybrids and AI-orchestrated hyper grids promise unlimited baseload; global R&D investment (\$200B/year) could triple capacity factors.

### Accelerating Renewable Energy Expansion



Challenge	Barrier	Frontier Solution	Potential Impact
Infrastructure	Supply chains	Circular recycling	40% cost drop
Intermittency	Variability	Multi-vector storage	24/7 renewables
Scalability	Land/grid	Floating/offshore	2x capacity

### Conclusion

The advancement of renewable energy technologies is pivotal for achieving sustainable energy systems and mitigating climate change. Innovations in solar, wind, bioenergy, and energy storage, combined with smart grid development and supportive policies, are accelerating the global transition to clean energy. Continued research, investment, and collaboration across sectors are essential to overcome existing challenges and realize the full potential of renewable innovations.

### References

- González, M., Santiso, A., Jones, D., Akbari, N., Vasconcelos, R., & Melo, D. (2024). Offshore Wind Power Growth and Industrial Development in

- Emerging Markets. *Energies*, 17(18), 4712. DOI: <https://doi.org/10.3390/en17184712>
2. Fernández, A. M., Ferrándiz, E., & Medina, J. (2022). The diffusion of energy technologies. Evidence from renewable, fossil, and nuclear energy patents. *Technological Forecasting and Social Change*, 178. DOI: unavailable in MPRA draft
  3. Bathaei, A., & Štreimikienė, D. (2023). Renewable Energy and Sustainable Agriculture: Review of Indicators. *Sustainability*, 15(19), 14307. DOI: <https://doi.org/10.3390/su151914307f>

# Materials Science, Nano Technology and Advanced Manufacturing

<sup>1</sup>**P. Gowthaman**

<sup>2</sup>**A Thanikasalam**

<sup>3</sup>**Arul Kulandaivel**

<sup>1</sup>Research Scholar, Department of Mechanical Engineering, AMET University,  
Chennai, India

<sup>2</sup>Assistant Professor, Department of Marine Engineering, AMET University, Chennai,  
India

<sup>3</sup>Professor, Department of Robotics & Automation Engineering, Dhaanish Ahmed  
Institute of Technology, Coimbatore, India.

**Email:** [gowthamanphd@ametuniv.ac.in](mailto:gowthamanphd@ametuniv.ac.in)

*Article DOI Link:* <https://zenodo.org/uploads/18663319>

*DOI:* [10.5281/zenodo.18663319](https://doi.org/10.5281/zenodo.18663319)

## Abstract

The design, development, and use of emerging material systems have completely changed as a result of the quick advancements in sophisticated manufacturing, nanotechnology, and materials science. In order to enable systematic material selection and performance optimization for specific applications, materials science provides the fundamental basis for interpreting the relationships between composition, structure, processing, and performance. The improved mechanical, thermal, electrical, optical, and functional qualities are the outcome of integrating nanotechnology, which control over matter at atomic and molecular dimensions. The creation of multipurpose, lightweight, and high-performance materials with uses in biomedical engineering, energy systems, electronics, aerospace, and environmental technologies has been made possible by these nanoscale advancements. Additive printing, sol-gel processing, vapor deposition, and precision surface engineering are the examples of advanced manufacturing processes that creates the gap between laboratory-scale material breakthroughs and large-scale industrial production. These techniques allow for the highly accurate, repeatable, and material-efficient manufacturing of intricate architectures, hierarchical structures, and bespoke components. Additionally, production flexibility, sustainability, and quality control are improved through the use of digital manufacturing tools, artificial intelligence, and real-time process monitoring. This chapter provides a extensive overview of the

fundamental principles, recent advancements, and future prospects at the intersection of materials science, nanotechnology, and advanced manufacturing. Structure-property-processing-performance linkages, nanoscale material design techniques, and new manufacturing paradigms are highlighted. The integration of these fields is expected to drive the next generation of technological advancements, addressing critical global challenges in smart manufacturing, energy efficiency, sustainability, and healthcare.

**Keywords:** Materials science, Nano technology, Additive manufacturing, 3D printing, FTIR.

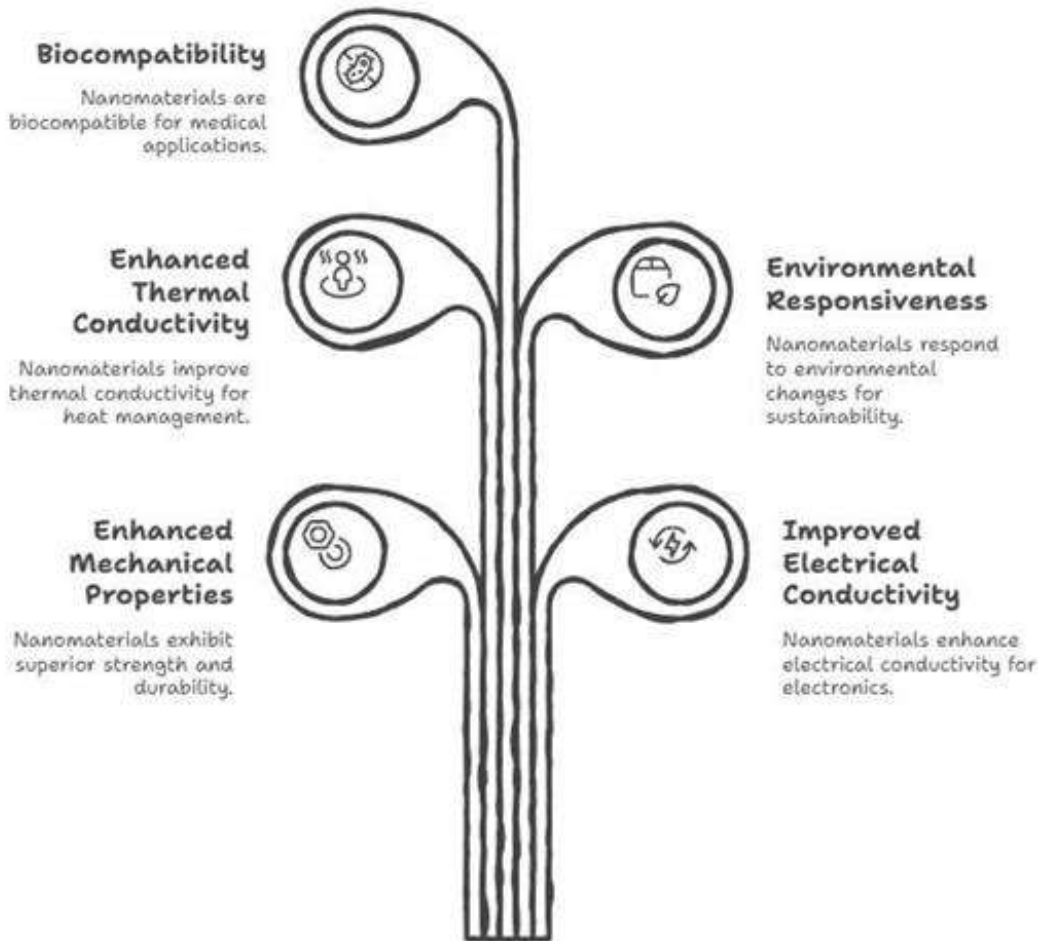
## **Introduction**

Materials science has transitioned from a largely empirical discipline focused on bulk materials to a complex interdisciplinary field emphasizing nanoscale design and multifunctionality, driven by technological needs for enhanced performance and sustainability. This transformation is intricately linked with advances in nanotechnology, which enable manipulation and engineering materials at the molecular and atomic scale, typically below 100 nanometres to achieve tailored properties unattainable in traditional bulk materials [1].

Nanotechnology in materials science has led to the development of multifunctional materials exhibiting integrated capabilities such as superior mechanical strength, enhanced electrical and thermal conductivity, environmental responsiveness, and biocompatibility. For example, nanocarbon materials, including carbon nanotubes and graphene, have been engineered via surface and interfacial techniques to create devices with synergistic mechanical, transport, and electromagnetic properties, applicable in soft electronics and wearable sensors [2].

The Fig 1 shows the impact of Nanotechnology in materials science and the key properties. Their properties such as biocompatibility, enhanced thermal conductivity, enhanced mechanical properties, Environmental responsiveness and Improved electrical conductivity represents a distinct functionality that emerges when materials are engineered at the nanoscale. The early development of materials science primarily focused on naturally occurring and conventional materials such as metals, ceramics, polymers, and composites, with material selection based largely on observable macroscopic properties like strength, ductility, hardness, and thermal resistance [3]. The convergence of materials science, nanotechnology, and advanced manufacturing has fundamentally transformed material design, fabrication, and application across industries by leveraging complementary capabilities. Materials science delivers foundational understanding of the intricate relationships between structure, properties, processing, and performance, enabling precise tailoring of materials functions.

Emerging materials like nanocomposites and smart polymers frequently require complex architectures and multi-phase configurations that traditional fabrication methods cannot achieve [4]



**Fig 1. Impact of Nanotechnology in Materials Science**

The Fig 1.1 shows the integrated framework for advanced material design showing three major pillars such as materials science, nano technology, and advanced manufacturing. The fundamental understanding of material behaviour, including structure, property, processing, performance relationships is provided by the materials science pillar. Advanced manufacturing techniques such as additive manufacturing (3D/4D printing), electrospinning, melt compounding with inline monitoring, and layer-by-layer assembly indeed provide unprecedented control over critical aspects of composite materials, including filler dispersion and orientation, interfacial bonding, porosity and gradient structures, and functional property localization. Moreover, scalable methods using solution casting, compression moulding, shear forces during

spinning/stretching, and external fields (electric or magnetic) allow directional assembly of fillers to create pathways that enhance mechanical, thermal, electrical, and barrier properties of composites, which is key for industrial compatibility and large-scale production [5].

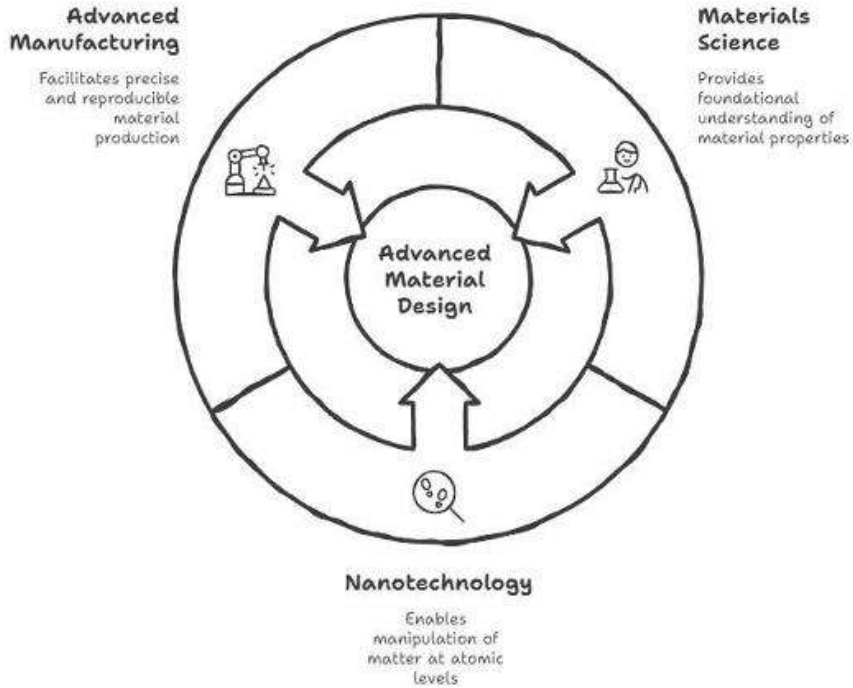


Fig 1.1. Convergence of Technologies in material Design

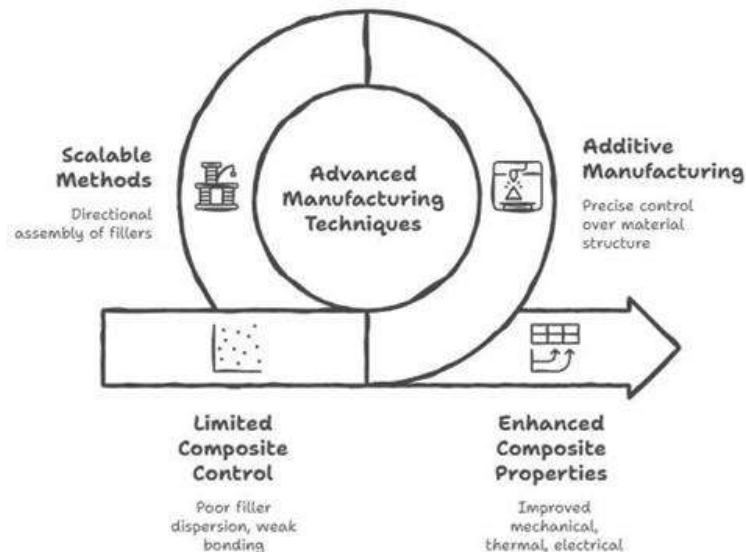


Fig 1.2. Enhancing composite properties with advanced manufacturing

The Fig 1.2 explains how advanced manufacturing techniques transform composite materials to high-performance, engineered composites. Conventional composite processing often suffers from poor filler dispersion, weak interfacial bonding and random filler orientation, which restrict mechanical, thermal, and electrical performance. Interfacial bonding between fillers and matrix is another critical factor improved by these manufacturing techniques. For metal matrix composites, the strong interfacial bonding achieved via processes like wire-based friction stir additive manufacturing is attributed to sufficient matrix material flow and diffusion behaviour induced by severe plastic deformation, which leads to enhanced mechanical properties without internal defects. Porosity and gradient structures are controllable through additive manufacturing processes which allow predefining filler architectures and avoiding defects like voids or cracks [6]. Similarly, optimizing filler loading and resin compositions in biogenic filler-reinforced epoxy composites helped maintain uniform filler distribution and porosity control, which is critical for thermal and mechanical performance [7]. These advanced fabrication techniques allow functional property localization within composite structures. This is achieved by controlling filler orientation and distribution, interfacial bonding quality, and spatial porosity variation, which enables designing materials with tailored anisotropic properties and gradients for optimized performance [8]. Twin-screw extrusion with inline monitoring enhances filler dispersion and vulcanization efficiency in rubber composites, concurrently improving mechanical attributes and dynamic performance [9].

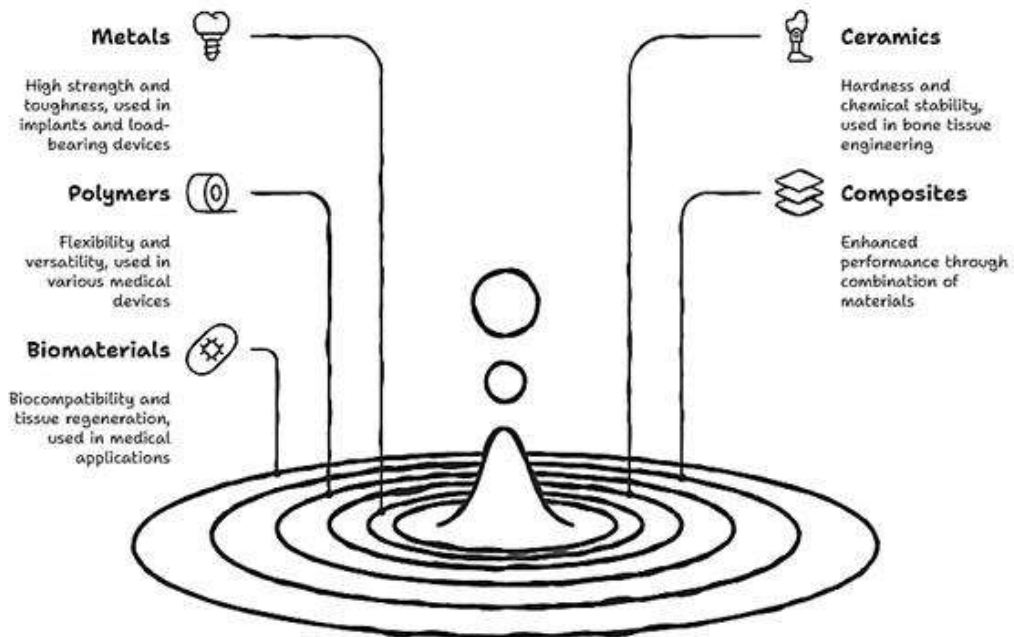
## **Fundamentals of Materials Science**

### **1. Classification of Materials**

Materials are broadly classified into several categories based on their composition, structure, and applications. The primary classes include metals, ceramics, polymers, composites, and biomaterials, each with distinct properties and uses. Metals are characterized by high strength and toughness and have been widely used in biomedical applications due to their mechanical performance. Ceramics are inorganic and non-metallic materials known for their hardness, chemical stability, and biocompatibility. They are often combined with polymers to form composite materials for enhanced performance [10].

The Fig 2 illustrates the major classes of engineering materials and their key properties and applications, especially highlighting their importance in biomedical and advanced engineering fields.

Polymers are organic materials composed of repeating molecular units. Polymers used in biomedical fields are valued for their versatility, including flexibility and biocompatibility.



**Fig 2. Material Classification and Applications**

Natural polymers such as collagen and chitosan are notably biocompatible and are used extensively in tissue engineering scaffolds. Synthetic polymers also find widespread application and can be tailored regarding degradation rate and mechanical properties. Radiation-induced surface modifications are common techniques to improve polymer biocompatibility [11]. In biomedical applications, composites often combine polymers with ceramics or metals to optimize mechanical strength, biocompatibility, and biological function. For instance, natural polymer-based osteoconductive composites enhance bone regeneration by balancing strength and cell compatibility [12].

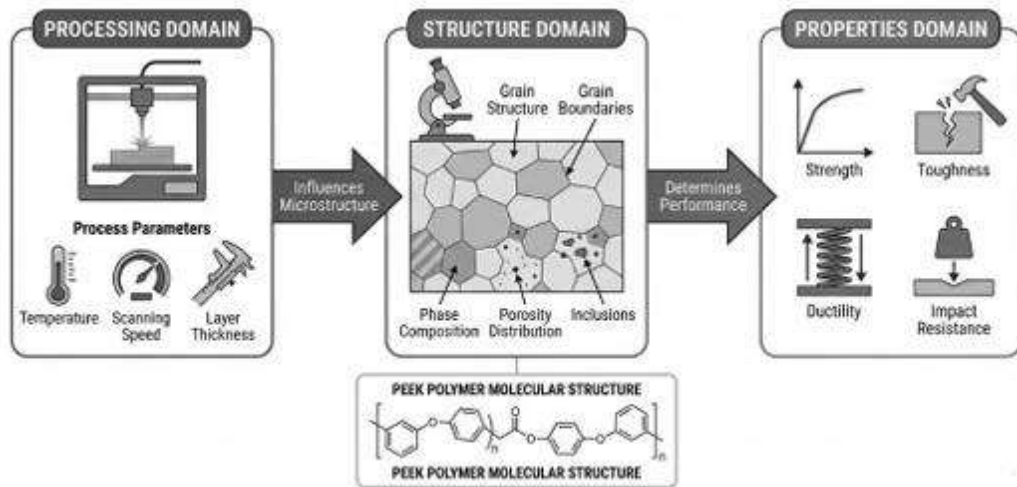
Biomaterials include metals, ceramics, polymers, composites, and emerging materials like liquid metals designed for specific medical applications. These materials must satisfy stringent biocompatibility requirements to be accepted by the human body, particularly for implants such as hip prostheses [13].

## **2. Structure–Property–Processing–Performance Relationships**

The processing of materials, such as additive manufacturing (AM), strongly impacts their microstructure and morphology. For example, the processing conditions in AM alter grain structure, phase composition, porosity, and inclusions, which constitute the material's structure.

This structured state governs mechanical properties such as strength, toughness, ductility, and impact resistance, which dictate the final performance of the component or product [14].

Advanced processing methods such as AM enable precise control over geometry and potentially improve application-cost-performance trade-offs by material optimization and reduction of waste [15]. Similarly, for polyetheretherketone (PEEK) resins, subtle molecular weight differences affect crystallization kinetics and melt rheology, which influence ductility and mechanical strength, demonstrating key structure–property interdependencies shaped by processing [16].



**Fig 2.1 Additive Manufacturing: Structure-Property-Processing Relationships**

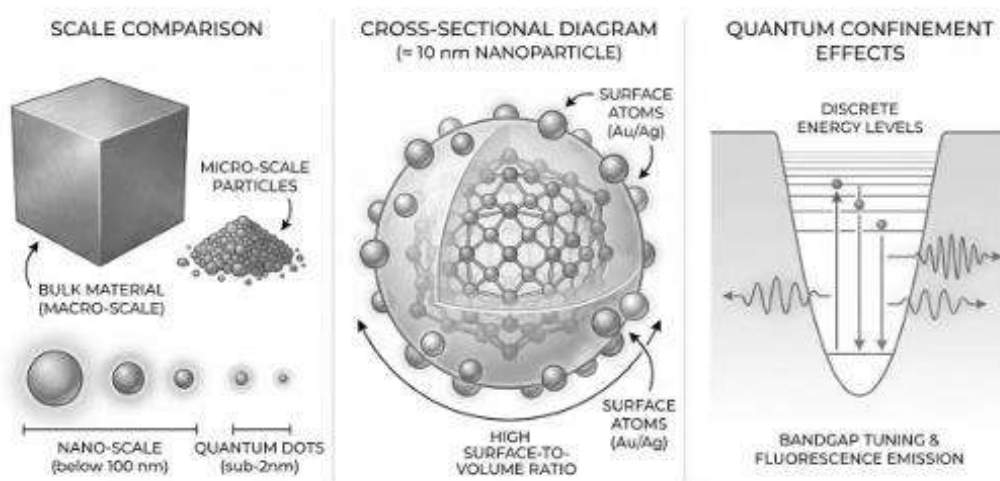
The Fig. 2.1 shows the fundamental Processing-Structure-Properties-Performance (PSP) relationship for material science and engineering. It demonstrates how processing parameters directly influence material structure, which governs the resulting properties and overall performance of the material.

## Basics of Nanotechnology

### 1. Properties of Nanomaterials

Nanomaterials exhibit unique properties primarily due to their size, surface characteristics, and quantum effects, which differentiate them significantly from their bulk counterparts. These materials typically have at least one dimension below 100 nm. At these scales, the physical and chemical properties change drastically because the proportion of atoms at or near the surface to the total number of atoms increases immensely [17]. The surface effects are pronounced due to the high surface-to-volume ratio of nanomaterials, resulting in a large number of surface atoms that are more reactive and accessible for interaction than those in the bulk material. This leads to enhanced catalytic activities, altered optical properties, and increased surface energy. For instance, plasmonic metal nanostructures with extremely small features reveal extraordinary plasmonic

effects like surface plasmon resonance, spectral enhancement, and nonlinear optical properties [18].



**Fig 3. Nanomaterial Properties and Quantum Effects**

The Fig 3 shows the unique physical phenomena that emerge when materials are reduced to the nanoscale, emphasizing the transition from bulk materials to nanoparticles and quantum dots. It highlights three fundamental aspects: scale comparison, nanoparticle structure, and quantum confinement effects, which explain the exceptional properties of nanomaterials.

## 2. Synthesis and Processing of Nanomaterials

Physical methods for materials processing and coating include ball milling, vapor deposition, and sputtering, each with distinct mechanisms and applications. Ball milling is a mechanical process that involves the grinding of materials into finer particles by the impact and attrition from balls in a rotating container. It is widely used to produce powders with reduced particle size and to induce mechanical alloying. This method is primarily physical and is effective for preparing nanoparticles and composite materials by mechanical means. Vapor deposition comprises techniques where atoms are physically removed from a source and deposited onto a substrate to form thin films or coatings. Physical vapor deposition (PVD) involves the evaporation or sputtering of material from a solid or liquid source in a vacuum environment, allowing atoms to condense on a nearby surface. [19].

Chemical synthesis methods such as sol-gel method involves transitioning a system from a liquid "sol" into a solid "gel" phase through hydrolysis and polycondensation reactions of precursors, typically metal alkoxides. This technique allows excellent control over composition and homogeneity at molecular levels. For example, sol-gel synthesis of nanocrystalline zirconia

results in smaller crystallite sizes and better stabilization of tetragonal phases at higher temperatures compared to precipitation methods [20].

## **Advanced Manufacturing Technologies**

### **1. Additive Manufacturing**

Additive manufacturing (AM), commonly known as 3D printing, refers to a suite of technologies that build objects layer-by-layer from digital models by depositing material precisely, enabling complex geometries and customization beyond traditional manufacturing methods. 3D printing typically involves processes such as fused deposition modeling (FDM), selective laser sintering (SLS), stereolithography (SLA), and more, each with unique material compatibilities and resolutions, all unified by their additive, rather than subtractive, approach. In the biomedical domain, 3D bioprinting has the application of additive manufacturing to generate patient-specific tissue constructs. By precisely depositing cells and biomaterials layer-by-layer, it aims to replicate native tissue architecture for applications in drug testing, tissue repair, and organ transplantation. Recent advances highlight progress in bone and cartilage engineering, where bioprinting offers promise for personalized orthopaedic treatments, though regulatory and translational challenges remain before widespread clinical implementation can be realized [21].

### **2. Powder-Based Manufacturing**

Powder-based manufacturing, particularly in the context of additive manufacturing (AM), refers to processes that utilize powder materials to build components layer by layer with precise control. Powder particles, being zero-dimensional materials, enable the creation of complex engineering components that are difficult or impossible to produce using traditional manufacturing methods [22].

The most widely used powder-based AM technologies include powder bed fusion (PBF) processes such as selective laser sintering (SLS), selective laser melting (SLM), and electron beam melting (EBM). These methods rely on carefully controlled solid-to-liquid and liquid-to solid phase transformations within powder layers to achieve high-density and structurally sound parts [23].

## **Characterization Techniques**

### **1. Structural characterization (XRD, SEM, TEM, AFM)**

Structural characterization techniques such as X-ray diffraction (XRD), scanning electron microscopy (SEM), transmission electron microscopy (TEM), and atomic force microscopy (AFM) are essential for analyzing the structural and morphological properties of materials. XRD provides information on the crystalline phase, lattice parameters, and crystallite size by measuring the

diffraction patterns of X-rays interacting with the material. SEM offers high-resolution surface imaging to examine surface morphology and topography, revealing features such as grain size and texture. TEM allows for detailed internal structural analysis at the nanoscale, including crystallographic defects and particle size distribution, by transmitting electrons through ultra-thin samples. AFM complements these methods by mapping surface topography with atomic-scale resolution through mechanical probing, enabling the study of surface roughness and mechanical properties [24].

## **2. Chemical and surface analysis (FTIR, Raman, XPS)**

Chemical and surface analysis techniques such as Fourier Transform Infrared Spectroscopy (FTIR), Raman spectroscopy, and X-ray Photoelectron Spectroscopy (XPS) are essential for characterizing material composition and surface chemistry. FTIR identifies molecular vibrations by measuring the absorption of infrared light, providing information on functional groups and chemical bonds within a sample. XPS, a surface-sensitive technique, analyses the elemental composition and chemical states by measuring the kinetic energy of photoelectrons emitted from a material's surface under X-ray irradiation [25].

## **Conclusion**

The design, development, and application of next-generation materials, the combination of materials science, nanotechnology, and advanced manufacturing constitutes a paradigm shift. The material selection and optimization are made possible by the fundamental understanding of structure-property-processing-performance linkages provided by materials science. By providing exact control over material behaviour at the atomic and molecular dimensions, using nanotechnology had improved mechanical, thermal, electrical, and functional qualities that are not possible with traditional materials. Modern manufacturing methods serve as a link between advances in the lab and practical uses. Complex architectures, multifunctional surfaces, and hierarchical structures can be produced with great precision and repeatability using techniques including additive manufacturing, sophisticated coating technologies, sol-gel synthesis, and physical deposition. In line with the objectives of intelligent and sustainable manufacturing, these methods not only enhance material performance but also encourage effective resource utilization, design flexibility, and scalability.

## **References**

1. Kaur M (2024), "Revolutionizing industries: The future of material science and nanotechnology", *Materials Science and Nanotechnology*, 8(1), pp.161.
2. Yuxuan Sun and Chuanbing Li (2025), "Surface and interfacial engineering for multifunctional nanocarbon materials", *ACS Nano*, 18, pp.43.

3. Torralba J.M and Meza A (2025), “From high-entropy alloys to alloys with high entropy: A new paradigm in materials science and engineering for advancing sustainable metallurgy”, *Current opinion in solid state and Materials science*, 36. pp.101221.
4. Muhammad Tayyab and Liu Zizhe (2025), “Advanced fabrication techniques for polymer-metal nanocomposite films: state-of-the-art innovations in energy and electronic applications”, *Royal society of chemistry*, 16, pp.3362-3407.
5. Anthony Griffin and Yuanhao Guo (2022), “Scalable methods for directional assembly of fillers in polymer composites: Creating pathways for improving material properties”, *Polymer composites*, 43(9), pp.5747-5766.
6. Zeyu Zhang and Long Wan (2025), “Steel grid-reinforced aluminum matrix composite prepared via wire-based friction stir additive manufacturing”, *Virtual and Physical Prototyping*, 20(1).
7. Celal Kistak and Cenk Yanen (2025), “Advanced sustainable epoxy composites from biogenic fillers: Mechanical and Thermal Characterization of seashell-reinforced composites”, *Applied sciences*, 15(15), pp.8498.
8. Maziyar Sabet (2024), “Advanced functionalization strategies for carbon nanotube polymer composites: achieving superior dispersion and compatibility”, *Polymer-Plastics technology and materials*, 64(4), pp.1-30.
9. Hui Xu and Yinggang Huang (2025), “Accelerator-loaded pyrolysis carbon black via Twin screw technology for enhanced natural rubber composites”, *Polymer Engineering and science*, 65(11), pp.6002-6009.
10. Jayachandran Venkatesan and Se-Kwon Kim (2014), “Nano-Hydroxyapatite composite biomaterials for bone tissue engineering-A review”, *Biomedical Nanotechnology*, 10(10), pp.3124-3140.
11. Saravana Kumar Jaganathan and Arun Pandian Balaji (2014), “Review: Radiation-induced surface modification of polymers for biomedical applications”, *Materials Science*, 50(5), pp.2007-2018.
12. K.Jahan and M.Tabrizian (2016), “Composite biopolymers for bone regeneration enhancement in bony defects”, *Biomaterials science*, 4(1), pp.25-39.
13. Liting Yi and Jing Liu (2017), “Liquid metal biomaterials: a newly emerging area to tackle modern biomedical challenges”, *International materials review*, 62(7), pp.1-26.
14. Qian Liu and Wenliang Chen (2024), “Interpretable machine learning approach for exploring process – structure – property relationships in metal additive manufacturing”, *Additive Manufacturing*, 85, pp.104187.
15. 15. Cody W Weyhrich and Timothy E Long (2022), “Additive manufacturing of high-performance engineering polymers: present and future”, *Polymer*

- International, 71, pp.532-536.
16. Manuel Garcia-Liener and Maureen T.F Reitman (2016), “Structure-property relationships in commercial polyetheretherketone resins”, *Polymer Engineering and science*, 58(9), pp.955 964.
  17. Sheetal Sheetal and Rithika Mittal (2024). “Selective synthesis of fluorescent metal nanoclusters over metal nanoparticles”, *Microchimica Acta*, 191(12), pp.735.
  18. Huimin Shi and Xupeng Zhu (2021), “Plasmonic metal nanostructures with extreme small features: New effects, Fabrication and Applications”, *Nanoscale advances*, 3(14), pp. 4349 4369.
  19. Jon Tomas Gudmundsson and Andre Anders (2022), “Foundations of physical vapor deposition with plasma assistance”, *Plasma Sources Science and Technology*, 31(8). pp. 8.
  20. C.D. Gutierrez-Sanchez and L. Tellez-Jurado (2024), “Synthesis of zirconia nanoparticles by sol-gel. Influence of acidity- basicity on the stability transformation, particle, and crystallite size”, *Ceramics International*, 50(11), pp.20547-20560.
  21. Deborah Stanco and Patricia Urban (2020), “3D bioprinting for orthopaedic applications: Current advances, challenges and regulatory considerations”, *Bioprinting*, 20, pp. e00103.
  22. Shanther Rajinth and Kun Chen (2023), “Powder-based additive manufacturing: A critical review of materials, methods, opportunities, and challenges”, *Advanced engineering materials*, 25(19), pp.2300375.
  23. Behrang Poorganji and Eric Ott (2019), “Review: Materials ecosystem for additive manufacturing powder bed fusion processes”, *JOM: the journal of the minerals, metals & materials society*, 72(8), pp.561-576.
  24. Ali. A and Zhang. N (2023), “Mineral characterization using scanning electron microscopy (SEM): A review of the fundamentals, advancements and research directions”, *Applied sciences*, 13(23), pp.12600.
  25. Al-Amin. K and Kawsar. M (2025), “Fourier transform infrared spectroscopic technique for analysis of inorganic materials: a review”, *Nanoscale Advances*, 7, pp.6677-6702.

## ABOUT THE EDITORS



### **Dr. N. Naga Sameera**

She is working as Assistant Professor of Botany in Government Degree College, Bhadrachalam with over 14 years of experience in Teaching and 8 years of research. Her Primary research interest lies in Algal Biotechnology and Hydrobiology. N.Naga Sameera has publications in reputed National Journals. She has Participated in numerous International, National seminars, webinars, conferences, workshops and training programs. Her work explores the Heavy metal analysis of water, Freshwater algae, Limnology and Phytoplanktonic Studies. Her academic expertise and research engagement make him a valuable contributor to the scientific and educational community.



### **Dr. K. A. Jamal Basha**

He is currently working as an Assistant Professor in the Department of Physics at Government College for Men(A), Kadapa, YSR Kadapa District, Andhra Pradesh, India. He obtained his Ph.D. from Sri Venkateswara University, Tirupati, Andhra Pradesh. His research interests include Thin films in Solar Cell, Nano Materials and Phosphors. He has published over 05 research papers in National and International journals indexed in Scopus, Web of Science, and UGC Care List I. Additionally, he has presented 20 research papers at various National and International conferences.



### **Dr. Jitendra Ashok Borse**

He has completed M.Sc. in Physics from Savitribai Phule Pune University, Pune. He is qualified SET Exam in Physics. He has completed Ph.D in Physics from Savitribai Phule Pune University Pune. He has published one book for NET/SET examination and textbook for B.Sc students. He has published various research papers in reputed international journal. He is working as a Assistant Professor and Head of Physics department in Late Pushpadevi Patil Arts and Science College Risod Dist-Washim 444506



### **Dr. K. Jagadesh Babu**

He is an Assistant Professor of Chemistry with a Ph.D. in Inorganic Chemistry from Osmania University, Hyderabad. His research interests focus on green chemistry, Schiff base metal complexes, and the development of sustainable chemical processes. He has published more than eight research articles in reputed international journals, including Results in Chemistry (Elsevier), Journal of Molecular Structure (Elsevier), and the Journal of Fluorescence. Dr. Jagadesh Babu has made significant contributions to curriculum development and academic outreach and serves as a Board of Studies (BoS) member in autonomous colleges. Actively engaged in institutional activities, he has coordinated several academic fests and outreach programmes. He has also served as a resource person for student motivational programmes and awareness initiatives on drug addiction, and has delivered extension and guest lectures in chemistry at various government degree colleges. In addition, he has provided free coaching in chemistry for competitive examinations such as IIT-JAM and PG-CET. Under his mentorship, many students have secured M.Sc. admissions in IITs and NITs, with students achieving state first rank on two occasions and several ranks within the top 100. He has held important administrative responsibilities, including Library In-Charge, Grievance Cell member, and Student Progression Cell member. His dedication to teaching, research, and student development continues to make a significant impact on the department and institution.

## Nature Light Publications

309 West 11, Manjari VSI Road, Manjari Bk.,  
Haveli, Pune- 412 307.

Website: [www.naturelightpublications.com](http://www.naturelightpublications.com)

Email: [naturelightpublications@gmail.com](mailto:naturelightpublications@gmail.com)

Contact No: +919822489040 / 9922489040



ISBN: 978-93-49938-73-1



9 78 93 49 93 87 31

Price- 750/-